



- FY 2022 ADOPTED BUDGET1
- BUDGET EXPENDITURES2
- UNDERSTANDING PROPERTY TAXES3
- MILLAGE RATES4

A Great Hometown

LIVE YOUR BEST LIFE IN THE VILLAGE OF WELLINGTON

Budget in brief

FISCAL YEAR 2021-2022

Wellington adopts its annual budget in September after two public hearings are held for resident participation. The annual budget is developed from strategic planning that supports the mission, vision, Village fundamentals and council initiatives while adjusting for economic conditions.

Adopted Budget

The total budget for Fiscal Year 2021-2022 is \$133,942,016 and maintains the ad valorem millage rate at 2.47 mills. Expenditures rise \$32,363,123 from last year due to a return to full post-pandemic operations, and an investment in capital projects that keep Wellington A Great Hometown. Projects such as the Town Center amenities, a new sheriff substation and expanded athletic facilities are included in the budget through the appropriation of ARPA funds and designated reserves without raising the property tax rate.


OUR MISSION
To provide high quality services that create economic, environmental and social sustainability for residents

OUR VISION
A Great Hometown
Great Neighborhoods
Great Schools
Great Parks

OUR FUNDAMENTALS
Neighborhood Renaissance
Economic Development
Protecting Our Investment
Respecting the Environment
Responsive Government

The FY 2021-2022 budget focus areas:

- Infrastructure & Facility Maintenance
- Full Recreation, Community and Athletic Programs
- Investment in Projects that support our vision
- Planning for Sustainability
- Financial Planning & Stability
- Technologies that Improve Productivity and Cybersecurity, and Reduce Costs



ELECTED OFFICIALS

Back Row: **Michael J. Napoleon** Councilman **Tanya Siskind** Councilwoman **Michael Drahos** Councilman
Front Row: **John T. McGovern** Vice Mayor **Anne Gerwig** Mayor

Contact information: Village of Wellington, 12300 Forest Hill Boulevard, Wellington, FL, 33414
 561-791-4000
www.wellingtonfl.gov



Area (Sq. Miles)	45.23	Community Parks & Memorials	12	Sworn Deputies	68
Population 2021	63,942	Neighborhood Parks	24	Crossing Guards	73
Total FY 2022 Budget (millions).....	\$133.94	Preserves/Sanctuaries	3	Solid Waste Accounts (curbside)	22,466
Taxable Property Valuation (billions)	\$9.30	Miles of Multi-Purpose Paths	40	Solid Waste Accounts (container)	1,845
Total Property Taxes (millions)	\$21.82	Miles of Bike Lanes	45	Water Service Accounts	20,696
Median Age	41.2	Miles of Sidewalks	208	Sewer Service Accounts	19,097
Median Income	\$92,586	Miles of Public Bridle Paths	69		

Where the Money Goes

Including transfers between funds, the percentage allocation of the FY 2022 budget by expenditure is shown below. The largest portion of the budget is allocated to capital projects. Expenditures by department grouping are also shown.



FY 2022 CAPITAL PROJECTS

After scaling back project funding due to the pandemic, the FY 2022 budget prepares Wellington to invest in facilities and roadway improvements with renewed vigor. Many projects in the budget are supplemented by grant funding. Some of the significant projects included in the budget are:

- 🌳 **Town Center Phase II Expansion**
- **Aeroclub Widening & Landscaping**
- 🌳 **Community Park Renovation Planning**
- **South Shore & Pierson Intersection**
- 🌳 **Sheriff Substation Planning**
- **Multi-Purpose Pathways and Trails**
- 🌳 **Aquatics Center Planning**
- **Surface Water Management System Improvements**
- 🌳 **Amphitheater Improvements**
- **Utility Facility and System Improvements**
- 🌳 **Ongoing Park & Technology Upgrade Programs**

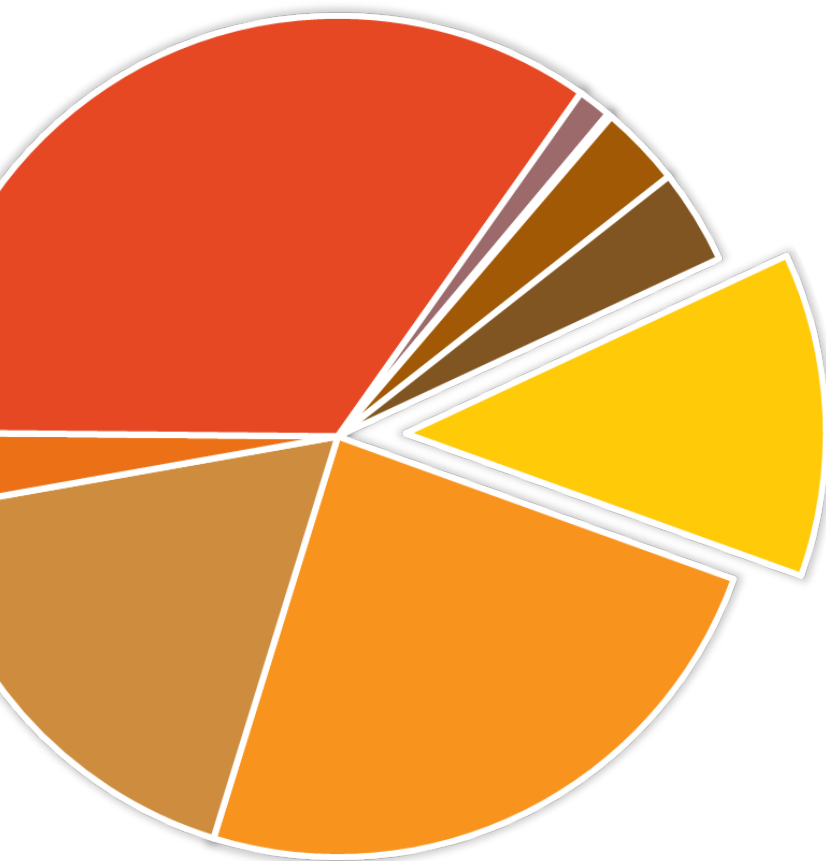
For more information on Wellington’s capital projects, visit the Village website at www.wellingtonfl.gov and our announcements on facebook.com/VillageofWellington and twitter.com/Wellingtonflgov

Understanding Your Property Taxes

In Florida, the County Tax Collector sends one tax bill for a property showing the rates and tax amounts for all applicable taxing authorities. There are two types of tax types appearing on the annual tax bill: ad valorem (based on the property value) and non-ad valorem assessments (based on calculated units, not value). Village of Wellington residents pay ad valorem taxes to multiple taxing authorities, including Wellington, and pay non-ad valorem assessments to the County Solid Waste Authority, Wellington Solid Waste Collection and the Acme Improvement District, a dependent special district of Wellington.

PROPERTY TAXES BY TAXING AUTHORITY

Wellington residents pay \$184 million in total ad valorem property taxes. Of that, \$23 million, or 12.45% goes to the Village of Wellington General Fund to pay for Public Safety, Public Works, Parks & Recreation, Community Services, and General Governmental expenses.



- ▶ **34.65% - \$63,786,025**
PBC School District
- ▶ **24.27% - \$44,672,485**
County Operating & Debt
- ▶ **17.43% - \$32,084,139**
Fire/Rescue MSTU
- ▶ **12.45% - \$22,916,579**
Village of Wellington
- ▶ **3.66% - \$6,736,732**
Health Care District
- ▶ **3.14% - \$5,782,957**
Children's Services Council
- ▶ **2.94% - \$5,403,488**
Library Operating & Debt
- ▶ **1.30% - \$2,386,293**
South Florida Water Management District
- ▶ **0.16% - \$ 296,895**
Florida Inland Navigation District

LEARN MORE...

Call or visit the website of each taxing authority to view budgets, meeting schedules and agendas, and financial reports. Taxable values, property taxes, exemption, and other property information is available on the Palm Beach County Property Appraiser's website at <https://www.pbcgov.org/papa/>.

View Wellington's budget and property tax information at <https://www.wellingtonfl.gov/597/Budget>

How Your Taxes Are Calculated

PROPERTY VALUATION

MARKET or JUST VALUE

The county Property Appraiser estimates the Just Value of all properties as of January 1 each year. Any sales occurring after that day are reflected on the next year's valuation.

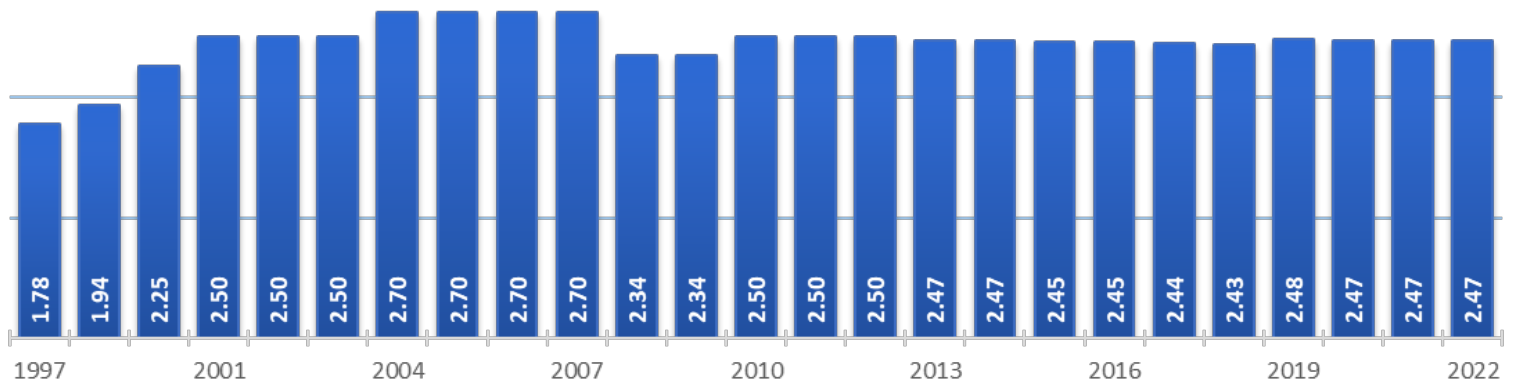
ASSESSED VALUE

The Just Value reduced by limits on value increases under Save Our Homes (SOH, 1994) legislation. SOH caps the assessed value increase on a homestead-exempt property to the lower of 3% each year or the % change in the Consumer Price Index.

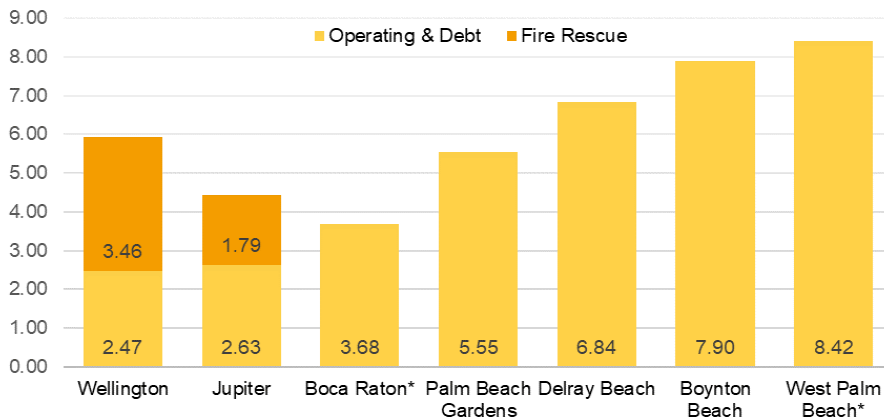
TAXABLE VALUE

The Assessed Value less exemptions and the value used to determine ad valorem taxes by applying the adopted millage rate per \$1,000 taxable value.

Village of Wellington Millage Rate History



MILLAGE RATE COMPARISON



* For Fire Rescue Services, Boca Raton assesses a separate fee of \$145 annually, and West Palm Beach assesses \$100 per property

Note: Does not include millage rates for Delray Beach DDA, West Palm Beach DDA, or the Greater Boca Beach and Park

AD VALOREM TAX CALCULATION

The millage rate is the ad valorem tax rate levied per \$1,000 of a property's taxable value. The rate is expressed in mills, which is equal to 0.1% of the taxable value. Each taxing authority adopts a millage rate every year that appears on the property tax bill. To calculate the tax levy using a given millage rate, the formula is:

$$\text{Taxable Value}/1,000 \times \text{Millage Rate} = \$ \text{ Ad Valorem Tax}$$

For example, a Wellington property with an assessed value of \$450,000 and exemptions of \$50,000 has a taxable value of \$400,000. The ad valorem property tax for Wellington would then be:

$$\$400,000/1,000 \times 2.47 \text{ Mills} = \$988$$