

STRATEGIC REVIEW

June, 2009

TO MAKE WELLINGTON A SAFER PLACE TO LIVE

July, 2009



Table of Contents

Page 1	Introduction Letter
Page 2	Crime Data Analysis
Page 3	Murder, Shooting, Stabbing & Robbery
Page 4	Child Abuse, Kidnapping, False Imprisonment, Child Molestation, and Lewd & Lascivious Acts & Stalking
Page 5	Assault, Domestic Assault, Domestic Dispute & Domestic Dispute (Unfounded)
Page 6	Stolen Tag, Stolen Vehicle & Recovered Stolen Vehicle
Page 7	Burglary: Business, Construction Site, Residence, Vehicle & Vandalism
Page 8	Business, Residence Checks
Page 9	Larceny, Forgery, Counterfeit, Embezzlement, Fraud & Shoplifting
Page 10	Suspicious Vehicles, Person, Incidents, Juvenile Trouble & Truancy
Page 11	The Mall at Wellington Green
Page 12	Drunk Driver, Hit & Run, Accidents & Traffic Stops
Page 13-14	Accidents Graphed by Time of Day and Location
Page 15	Response Times By Zone and Priority
Page 16	Calls for Service by Zone
Page 17	Arrests by Category
Page 18	District Action Plans
Page 19 - 21	District Schedules
Page 22	Citizen Complaints, Disciplinary Actions, Staff Inspections, Law Enforcement Forfeiture Activity, and Domestic No Files
Page 23	Budget
Page 24	Arrestees by Age
Appendix	Crime Maps Budget Detail

PALM BEACH COUNTY
SHERIFF'S OFFICE

RIC L. BRADSHAW, SHERIFF



July, 2009

Paul Schofield
Village Manager
Village of Wellington
14000 Greenbriar Blvd.
Wellington, Florida 33414

Dear Mr. Schofield:

I am pleased to present to you the June, 2009 Strategic Review. The Strategic Review includes data analysis, a break down of the calls for service, a matrix of current Action Plans, the monthly budgetary report, and other pertinent data.

During June, 2009, District 8 deputies answered a total of 4,259 Calls for Service, made a total of 128 arrests, issued 940 traffic citations, and 38 parking tickets/warnings. District 8 deputies continue to conduct business and residence checks to prevent property crimes and are responding promptly to all identified crime and other public safety threats.

Thank you in advance for your support. Please do not hesitate to contact me for any further assistance that we may provide.

Sincerely,

A handwritten signature in black ink, appearing to read "Capt. G. Richter".

Capt. Greg Richter
District 8 - Wellington



Data Analysis



The data included in this report is charted and graphed to illustrate and compare changes over a specific time period. These charts and graphs are utilized to assist in determining crime trends and to measure enforcement efforts. This data is utilized in conjunction with other analysis to develop directed patrol and various enforcement activities. The analysis included on these pages is presented as a brief highlight to explain the salient points of this report.

Robbery: There were two (2) robbery cases reported during June. One (1) case was cleared by arrest, and the other case is under investigation.

Sexual Assault/Child Molestation/Lewd & Lascivious Conduct: There was one (1) sexual assault case reported during June. The case was unfounded. Two (2) lewd act cases were reported in June. One (1) case was unfounded, and one (1) case is under investigation.

Domestic Violence/Child Abuse: Domestic violence and child abuse patterns continue to reflect the demographics of the Village.

Burglary: Overall, burglaries were up 55% in June compared to May. Burglaries have declined in "transitional" neighborhoods. Two (2) residential burglary arrests were made in June.

Shoplifting/Mall at Wellington Green: Thirty-six (36) arrests were made for retail theft in June. Eighty-nine (89%) percent of retail theft cases arose from the Mall at Wellington Green.

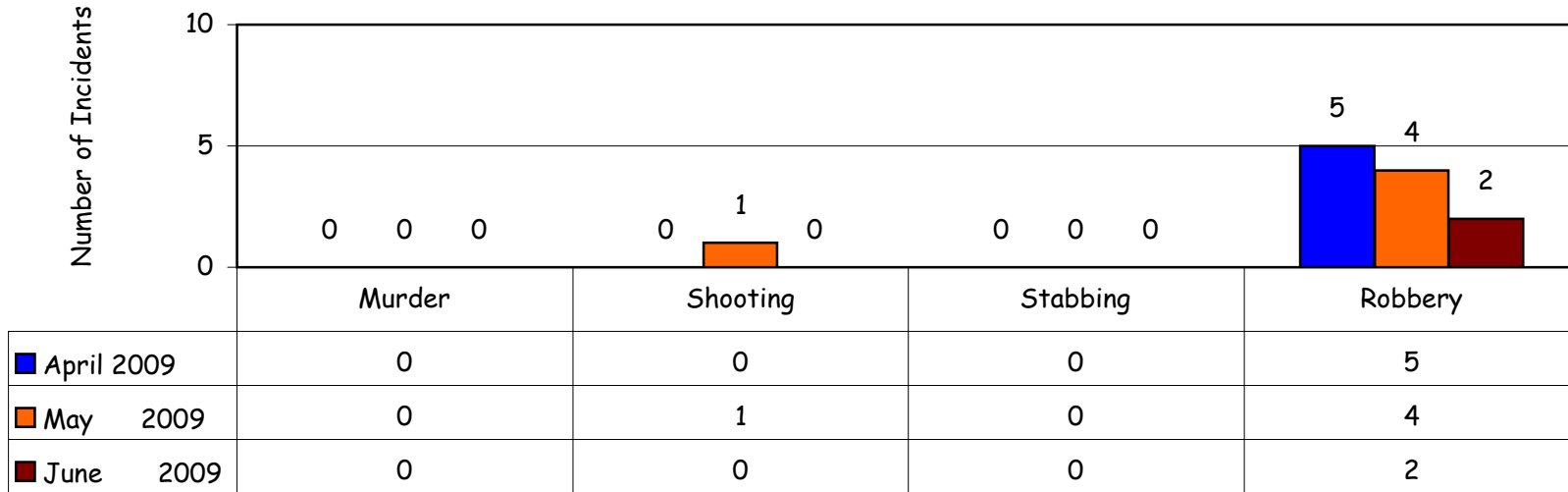
Traffic Stops: District 8 conducted (816) traffic stops in June.

Response Times: Overall response times for high priority calls averaged (4.9) minutes per call in June.

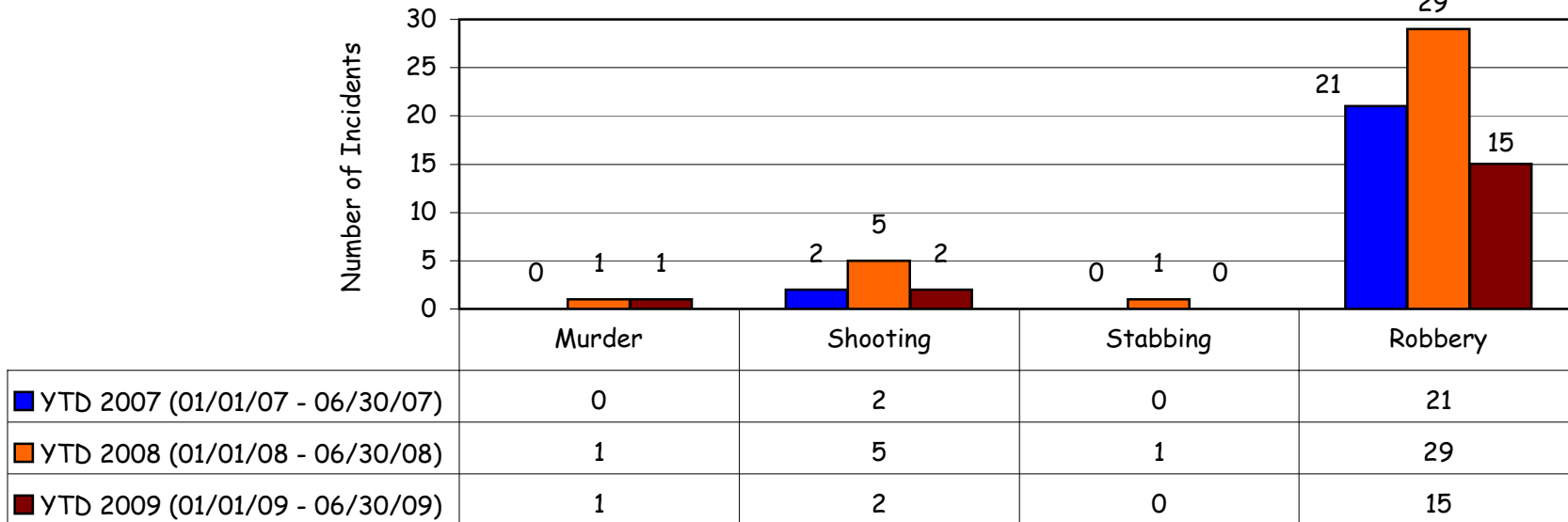
Calls for Service by Zone: Calls for service reflect the composition of the population of the Village.

Action Plans: District 8 implemented its FY 09 action plans effective 10/1/08. The FY 09 action plans are as follows: Section 8 Housing initiative, Gang Prevention, Property Crime reduction, Traffic control/enforcement, and Robbery prevention. For action plan updates, see p. 18.

MONTHLY
Murder, Shooting, Stabbing & Robbery

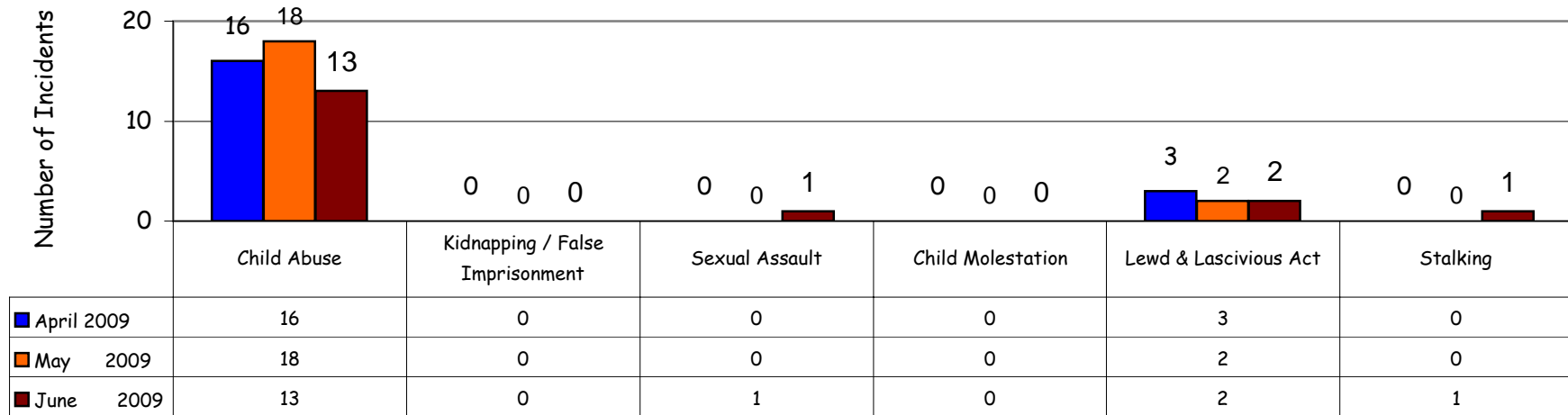


Year to Date
Murder, Shooting, Stabbing & Robbery



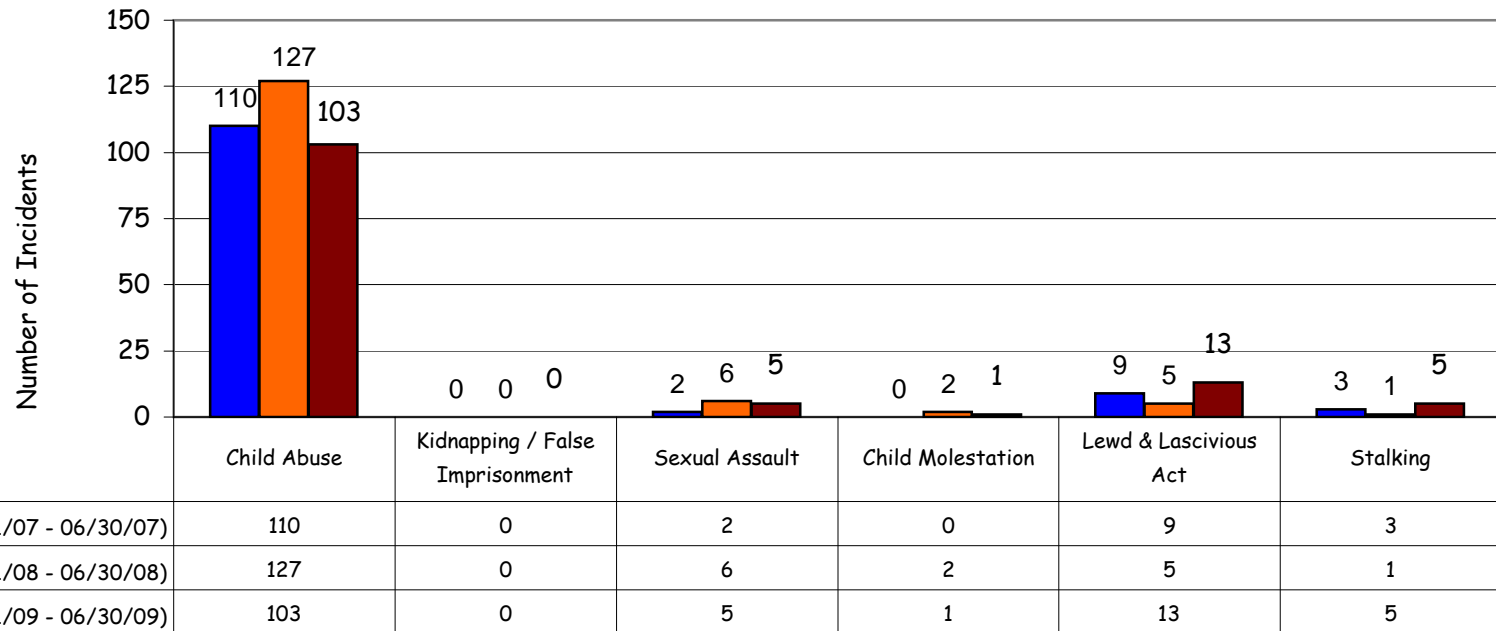
MONTHLY

Child Abuse/ Kidnapping/ False Imprisonment, Child Molestation, Lewd & Lascivious Acts, & Stalking



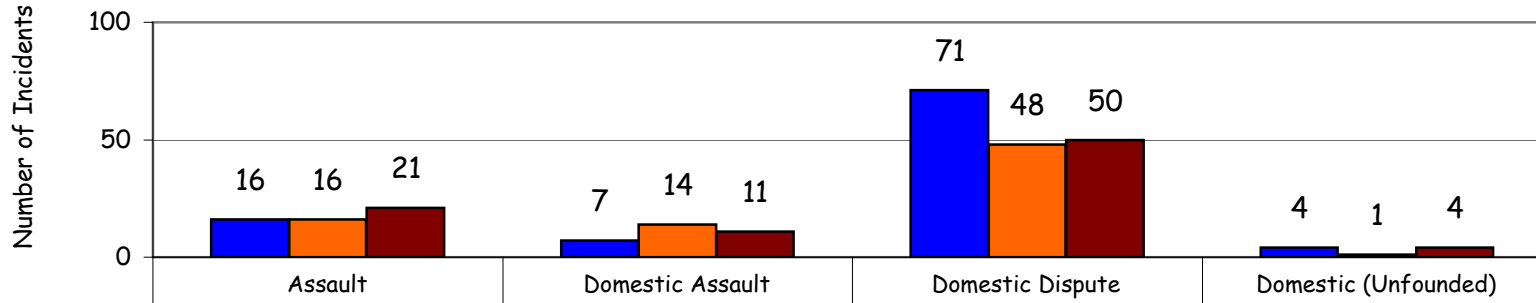
Year to Date

Child Abuse, Kidnapping, Sexual Assault, Child Molestation, Lewd & Lascivious Acts, & Stalking



MONTHLY

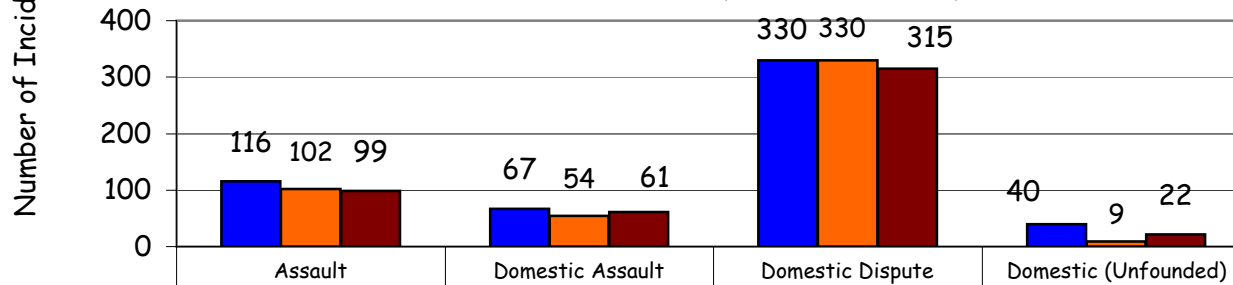
Assault, Domestic Assault, Domestic Dispute, Domestic Dispute (Unfounded)



■ April 2009	16	7	71	4
■ May 2009	16	14	48	1
■ June 2009	21	11	50	4

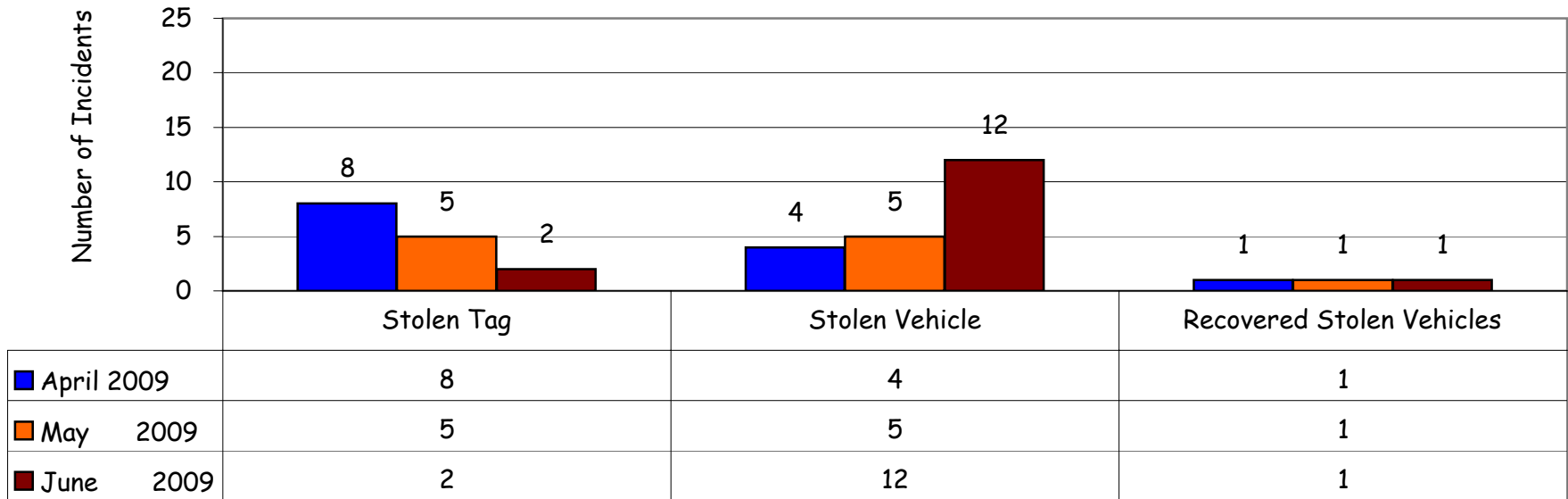
Year to Date

Assault, Domestic Assault, Domestic Dispute, Domestic Dispute (Unfounded)

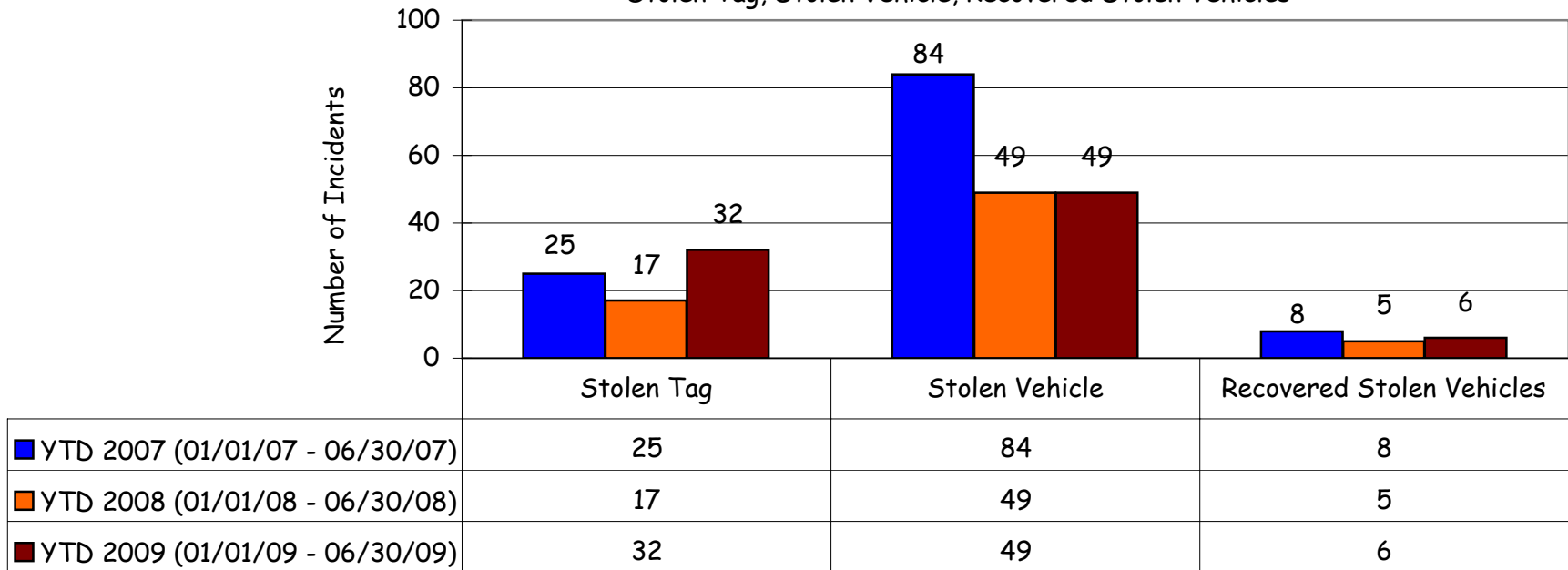


■ YTD 2007 (01/01/07 - 06/30/07)	116	67	330	40
■ YTD 2008 (01/01/08 - 06/30/08)	102	54	330	9
■ YTD 2009 (01/01/09 - 06/30/09)	99	61	315	22

MONTHLY
Stolen Tag, Stolen Vehicle, Recovered Stolen Vehicles



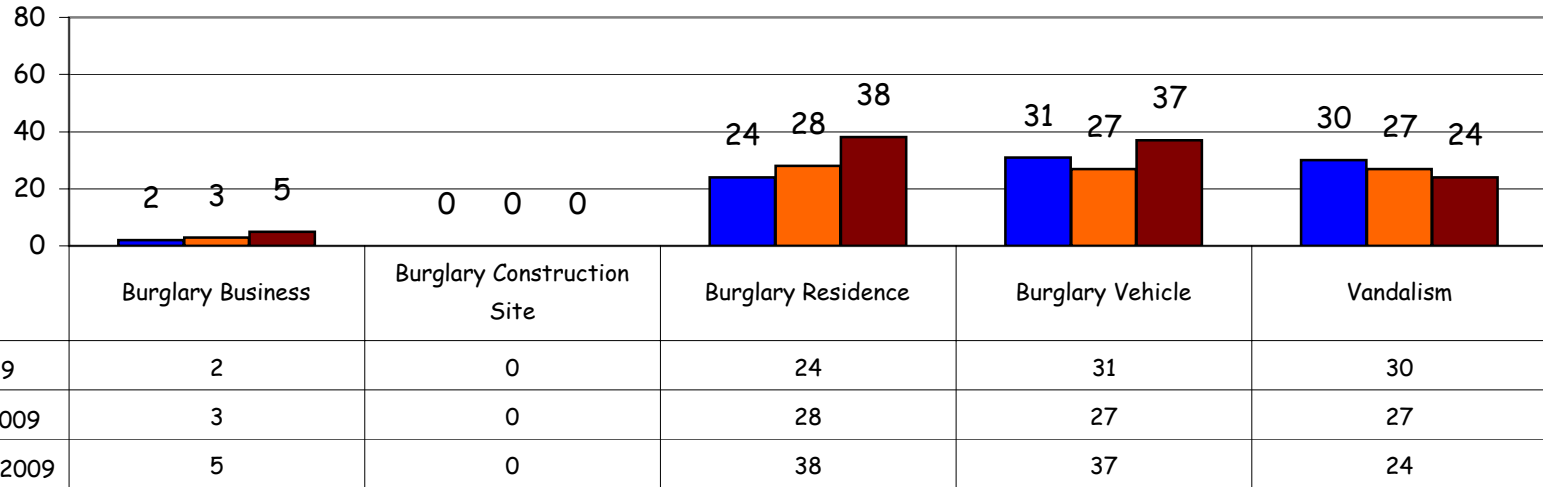
Year to Date
Stolen Tag, Stolen Vehicle, Recovered Stolen Vehicles



MONTHLY

Burglary (Business, Construction Site, Residence, Vehicle) & Vandalism

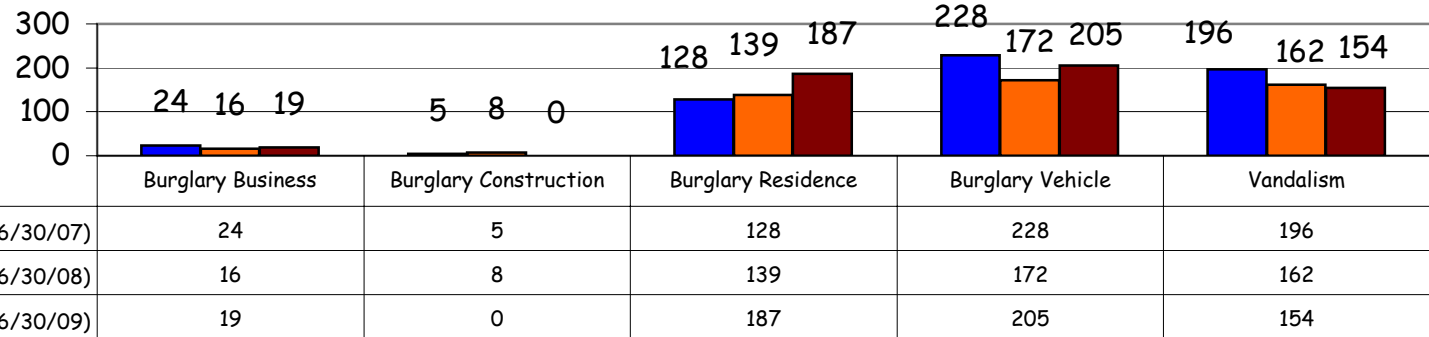
Number of Incidents



Year to Date

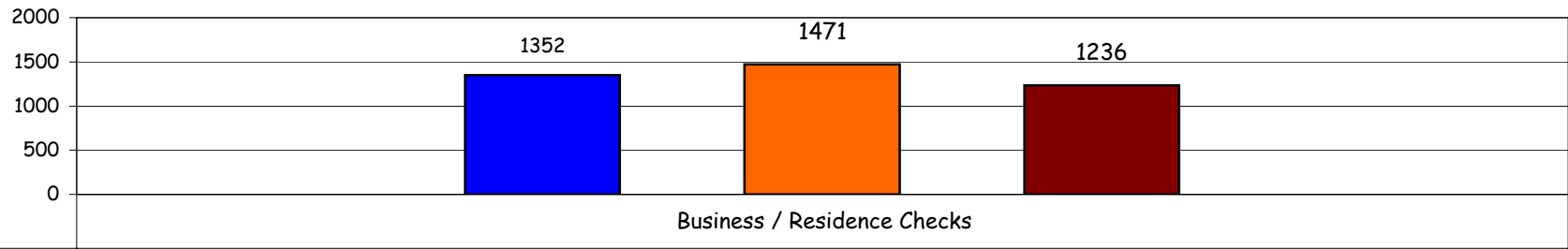
Burglary (Business, Construction Site, Residence, Vehicle) & Vandalism

Number of Incidents



MONTHLY
Proactive
Business/ Residence Checks

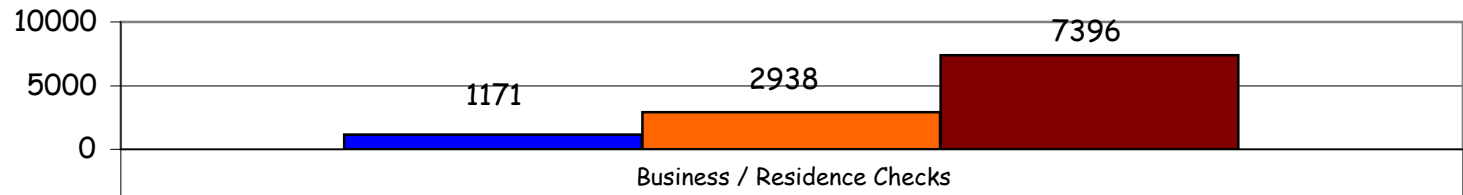
Number of Checks



■ April 2009	1352
■ May 2009	1471
■ June 2009	1236

Year to Date
Proactive
Business / Residence Checks


Number of Checks



■ YTD 2007 (01/01/07 - 06/30/07)	1171
■ YTD 2008 (01/01/08 - 06/30/08)	2938
■ YTD 2009 (01/01/09 - 06/30/09)	7396

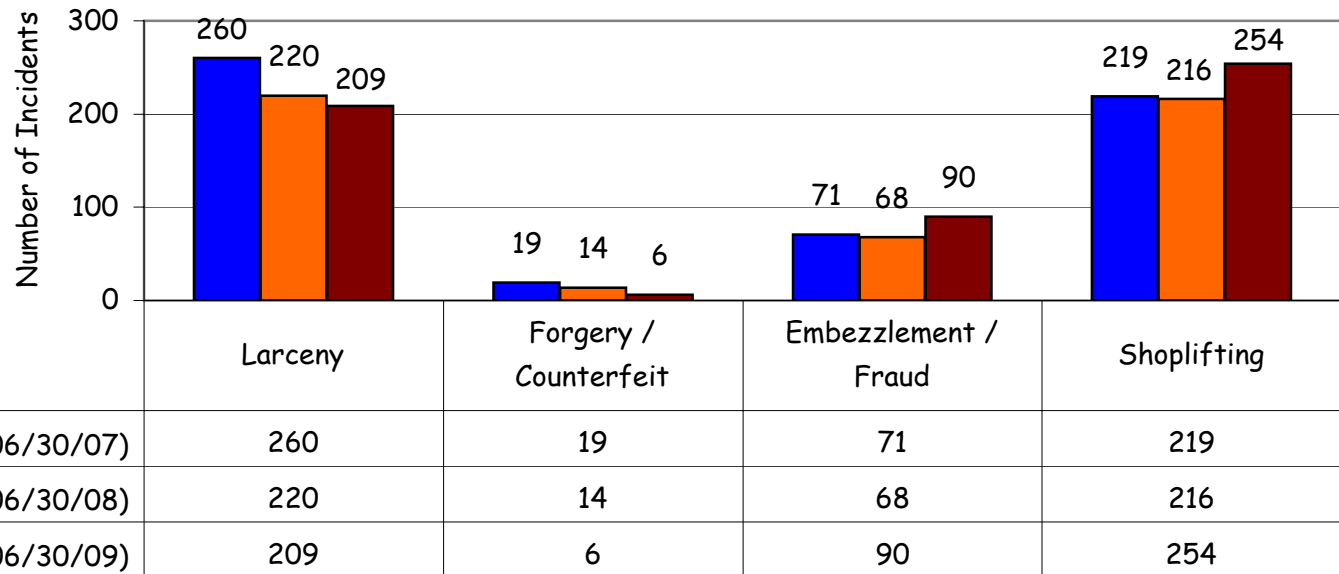
MONTHLY

Larceny, Forgery/Counterfeit, Embezzlement/Fraud & Shoplifting



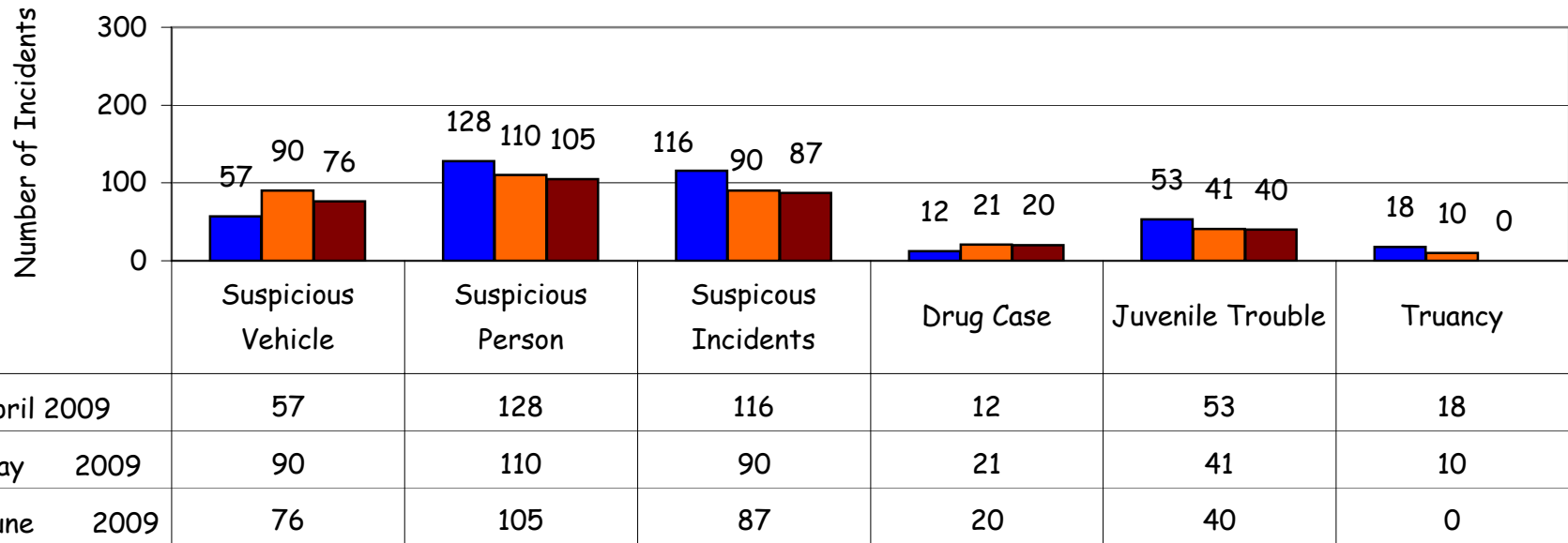
Year to Date

Larceny, Forgery/Counterfeit, Embezzlement/Fraud & Shoplifting



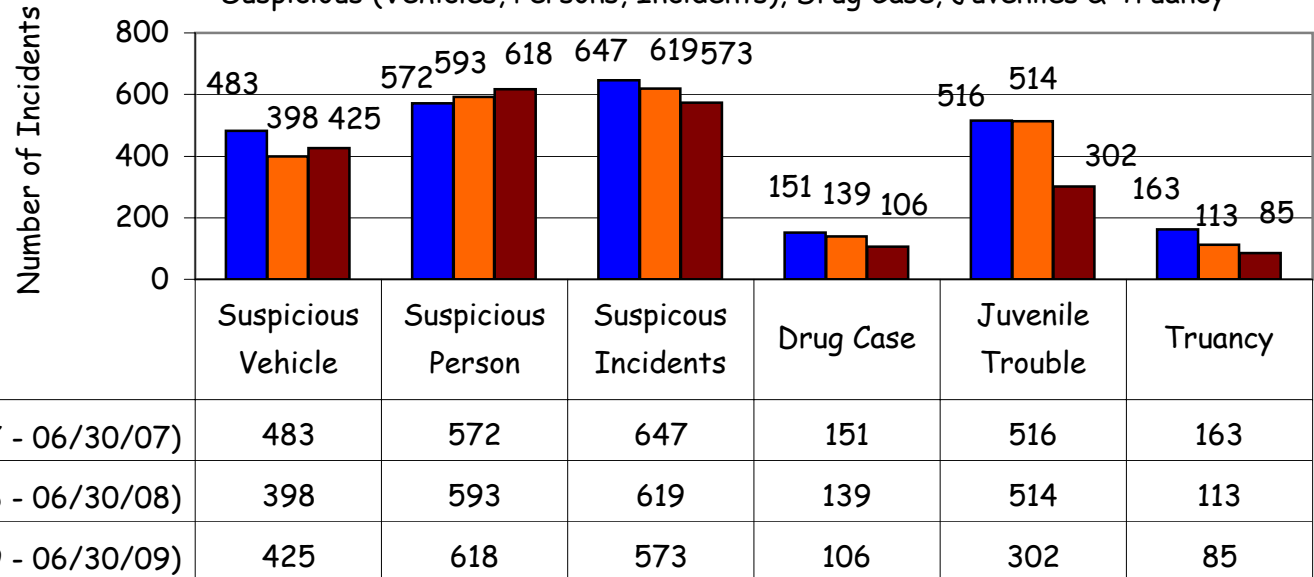
MONTHLY

Suspicious (Vehicles, Persons, Incidents), Drug Case, Juveniles & Truancy




Year to Date

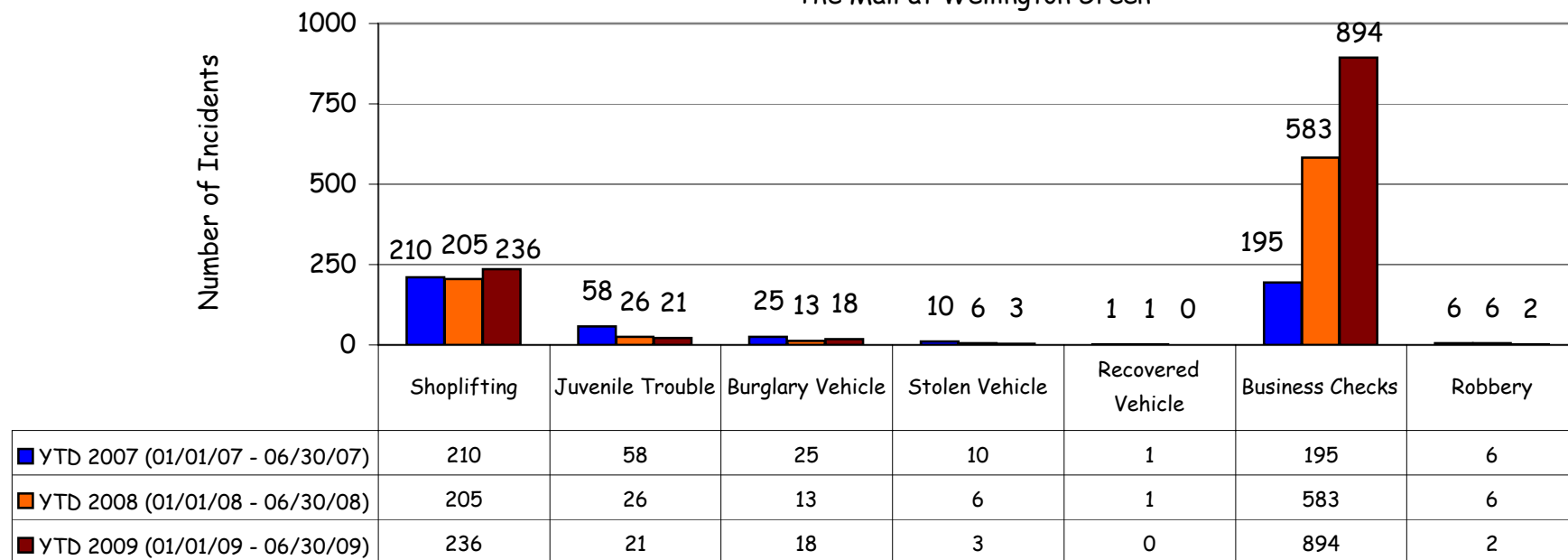
Suspicious (Vehicles, Persons, Incidents), Drug Case, Juveniles & Truancy



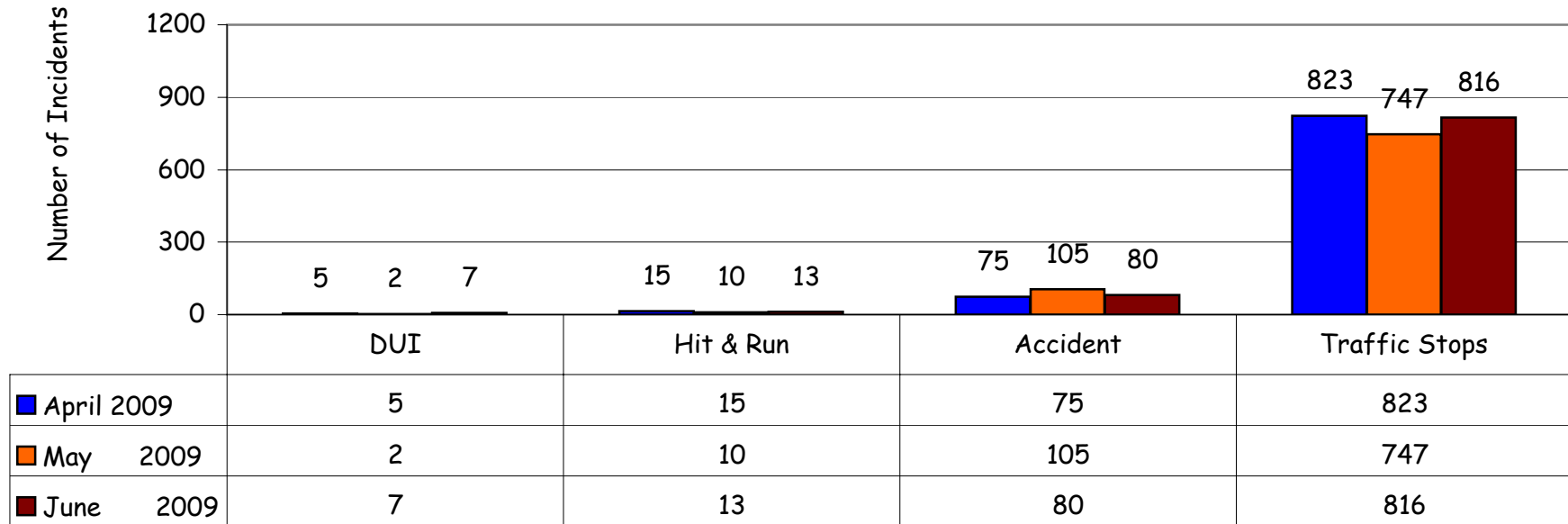
MONTHLY
The Mall at Wellington Green



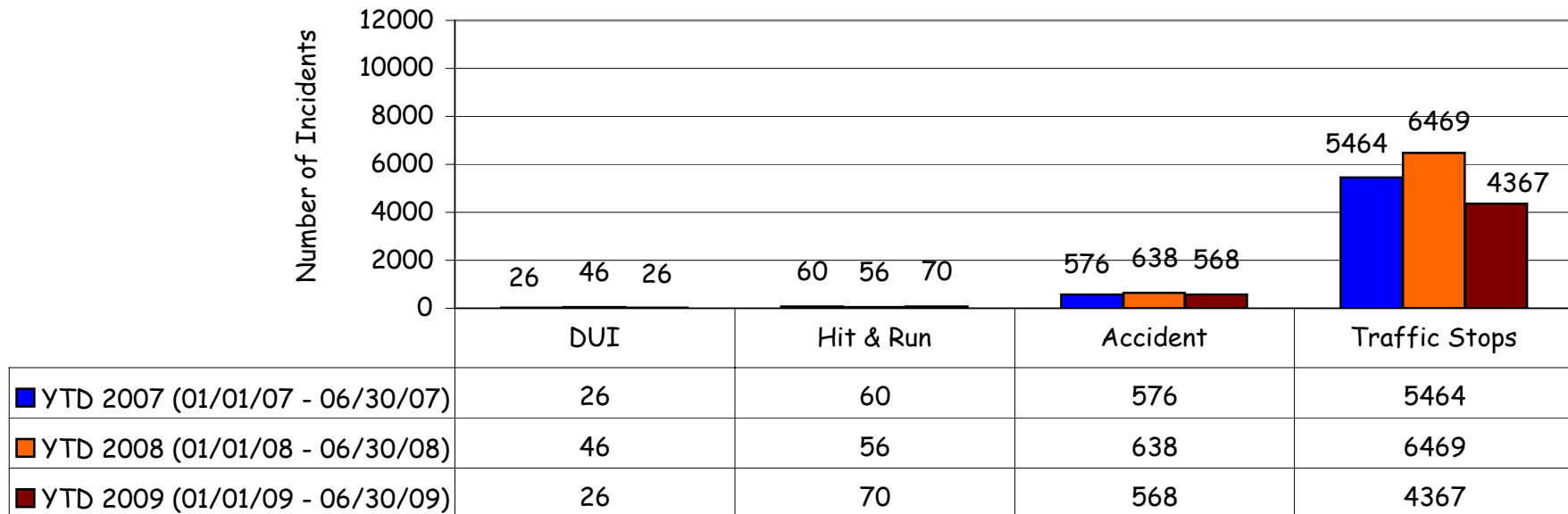
Year to Date
The Mall at Wellington Green



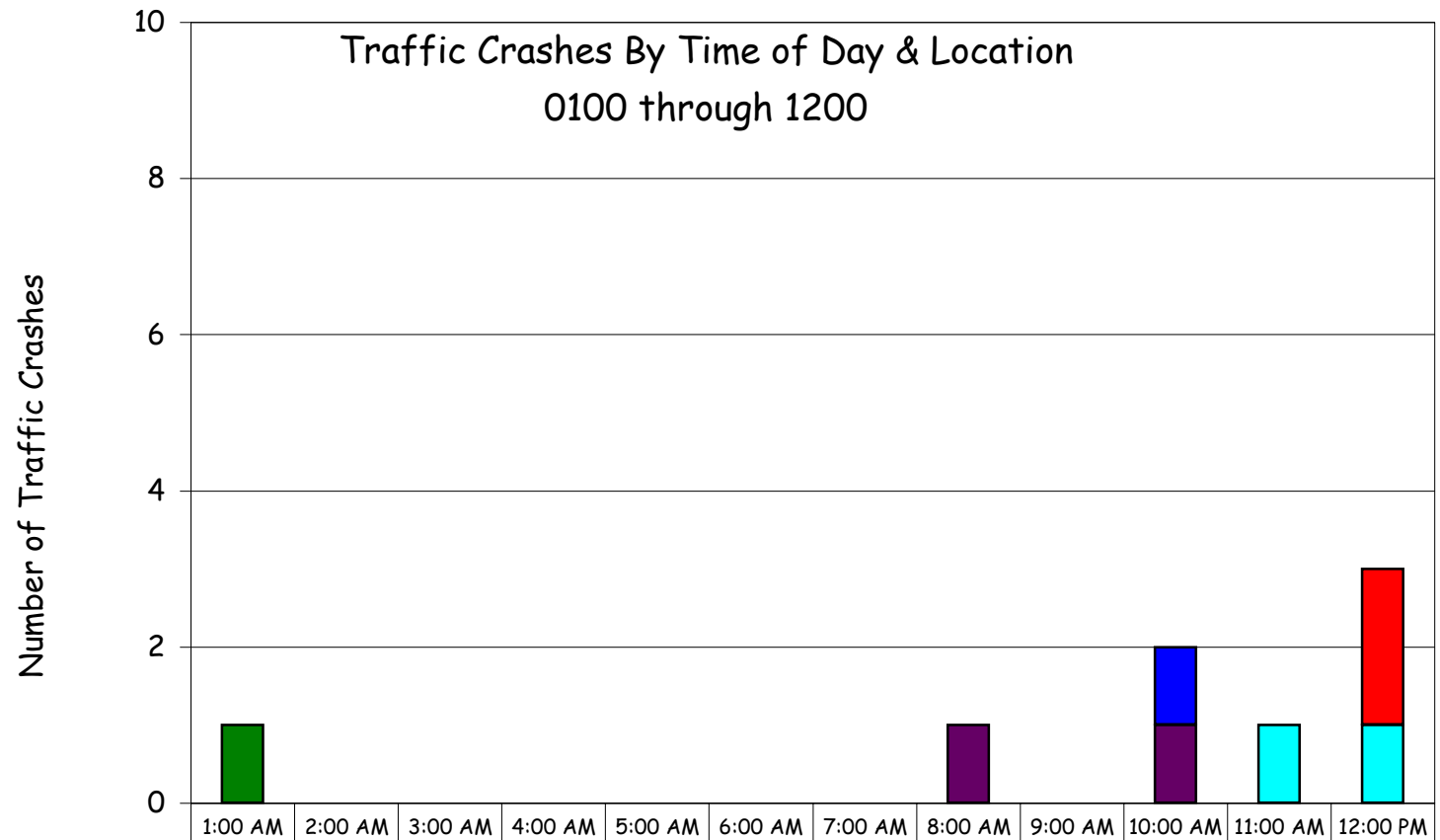
MONTHLY
 Drunk Driver, Hit and Run, Accidents & Traffic Stops



Year to Date
 Drunk Driver, Hit and Run, Accidents & Traffic Stops

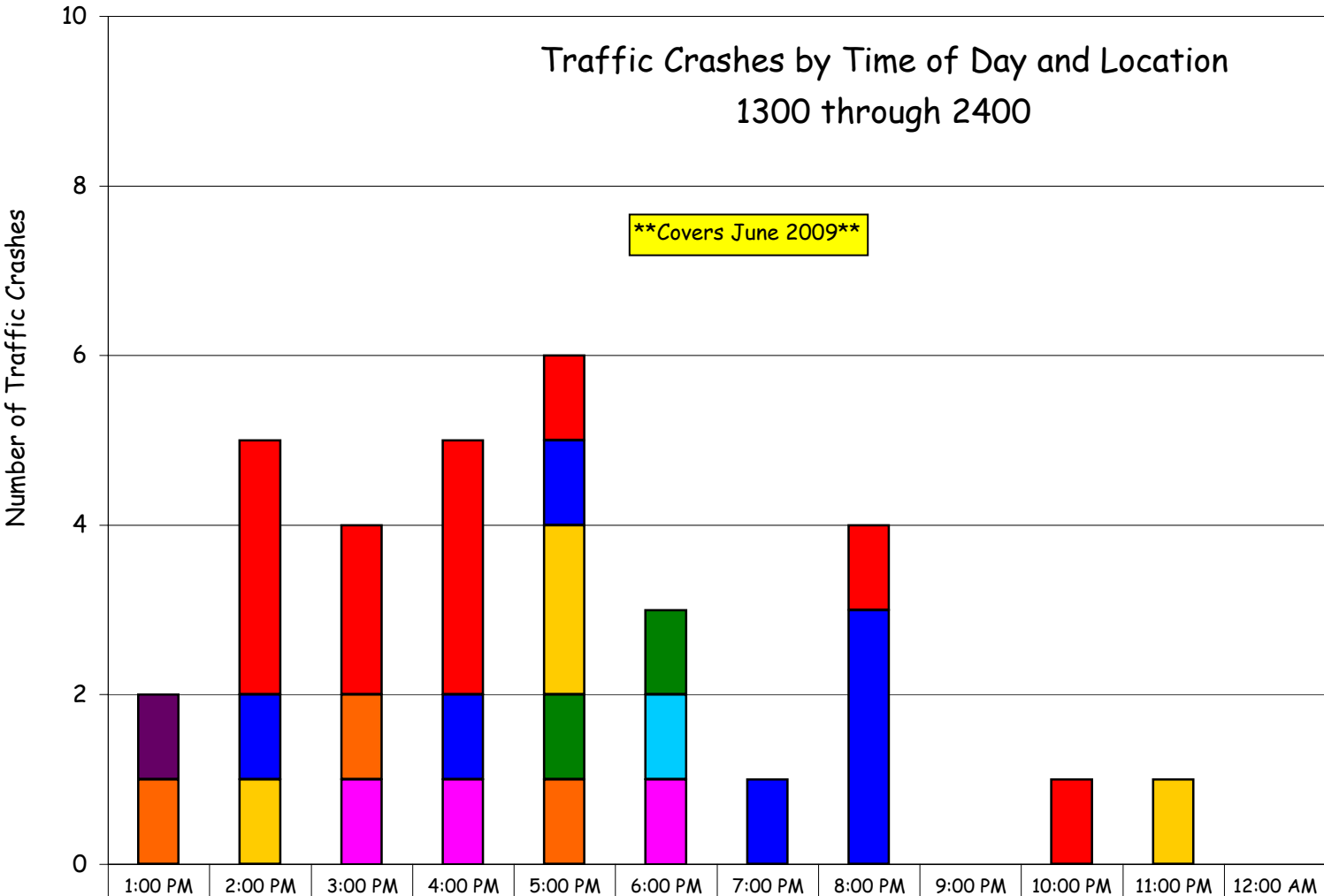


****Covers June 2009****



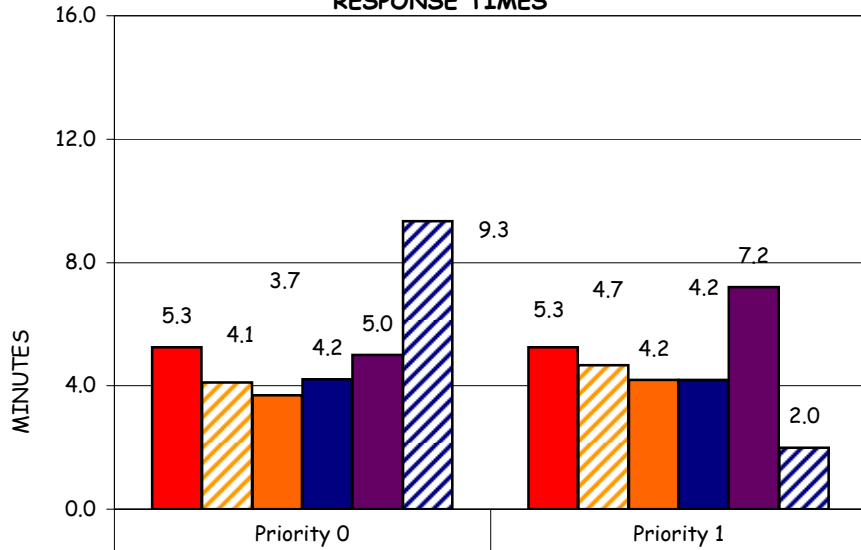
■ Forest Hill Blvd. & US #441 (13)												2
■ Forest Hill Blvd. & South Shore Blvd (8)									1			
■ Forest Hill Blvd. & Southern Blvd. (4)												
■ Old Hammock Way & US #441 (3)							1		1			
■ Forest Hill Blvd. & Birkdale Dr. (3)	1											
■ Forest Hill Blvd. & Hunter Dr. (3)										1		1
■ Forest Hill Blvd. & Royal Fern Dr. (3)												
■ Forest Hill Blvd. & Wellington Green Dr. (3)												

Traffic Crashes by Time of Day and Location 1300 through 2400



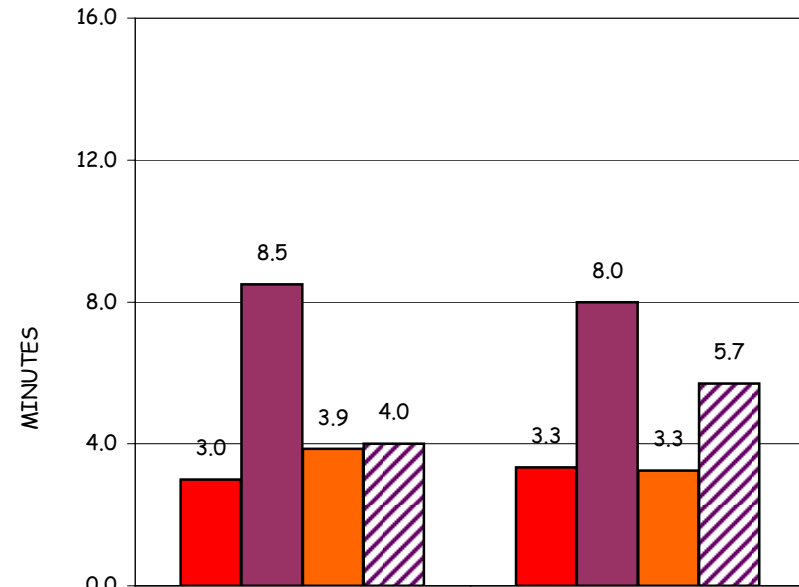
	1:00 PM	2:00 PM	3:00 PM	4:00 PM	5:00 PM	6:00 PM	7:00 PM	8:00 PM	9:00 PM	10:00 PM	11:00 PM	12:00 AM
■ Forest Hill Blvd. & US #441 (13)		3	2	3	1			1		1		
■ Forest Hill Blvd. & South Shore Blvd (8)		1		1	1		1	3				
■ Forest Hill Blvd. & Southern Blvd. (4)		1			2						1	
■ Old Hammock Way & US #441 (3)	1											
■ Forest Hill Blvd. & Birkdale Dr. (3)					1	1						
■ Forest Hill Blvd. & Hunter Dr. (3)						1						
■ Forest Hill Blvd. & Royal Fern Dr. (3)	1		1		1							
■ Forest Hill Blvd. & Wellington Green Dr. (3)			1	1		1						

June 2009
HIGH PRIORITY
RESPONSE TIMES



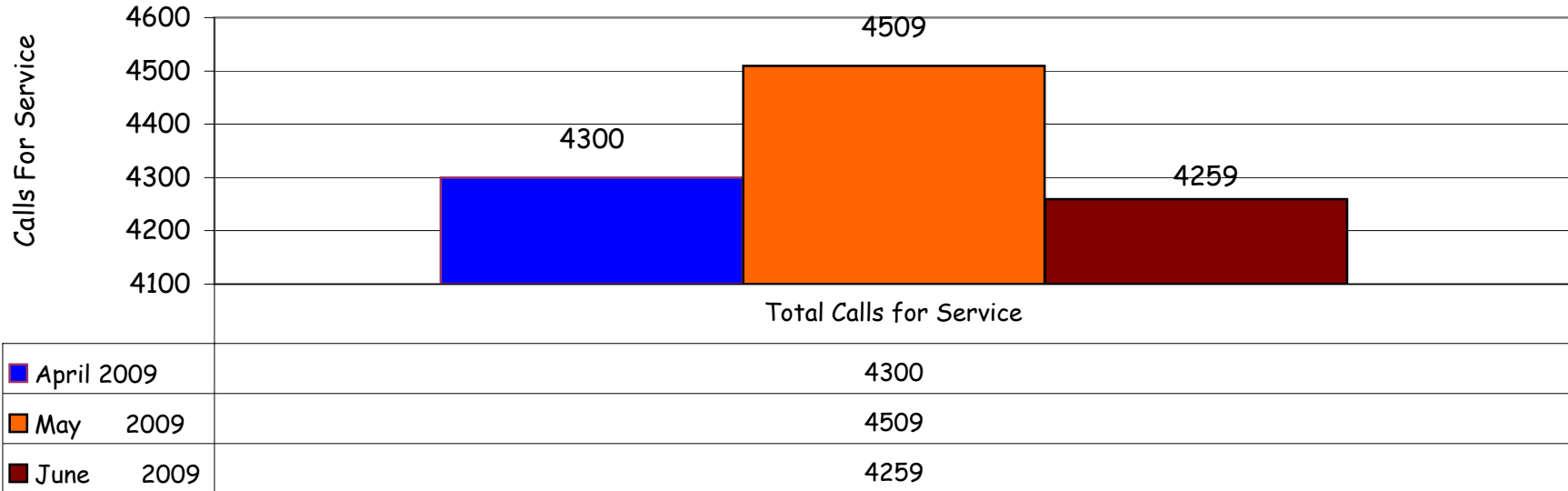
■ WL - 11	5.3	5.3
▨ WL - 12	4.1	4.7
■ WL - 21	3.7	4.2
■ WL - 22	4.2	4.2
■ WL - 31	5.0	7.2
▨ WL - 32	9.3	2.0

June 2009
HIGH PRIORITY
RESPONSE TIMES

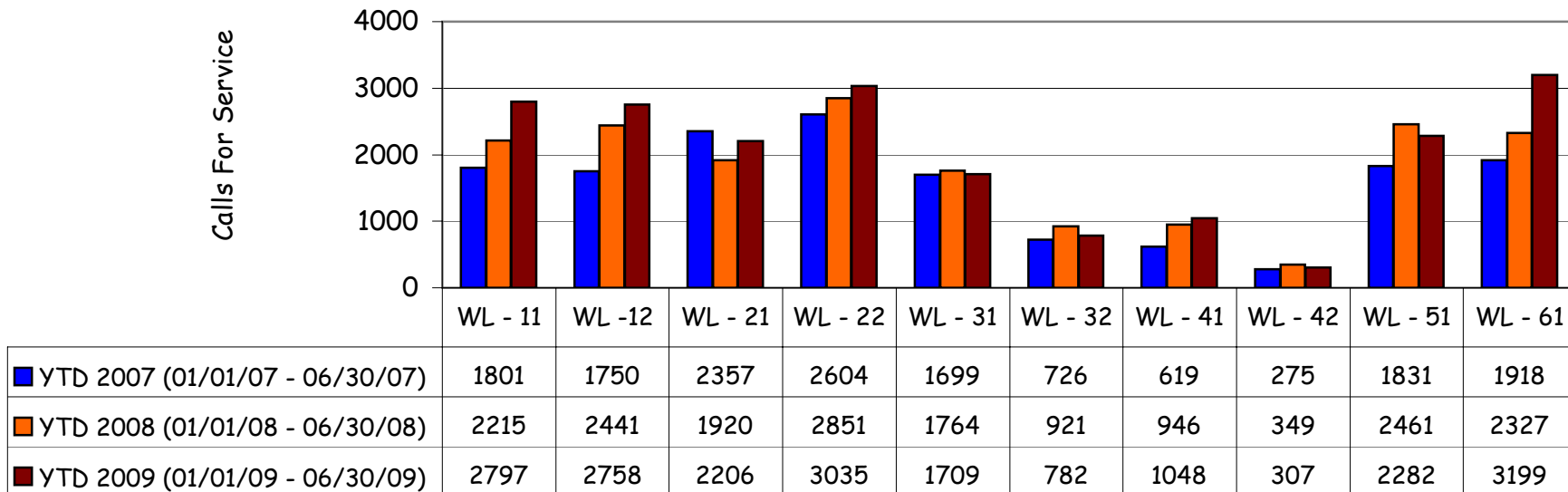


■ WL - 41	3.0	3.3
■ WL - 42	8.5	8.0
■ WL - 51	3.9	3.3
▨ WL - 61	4.0	5.7

Monthly
CALLS FOR SERVICE BY ZONE



Year to Date
CALLS FOR SERVICE BY ZONE



District 8 - Wellington

June-09

Arrests by Category

Signal	Charge	# of Arrests
1	DUI	3
10	STOLEN AUTO	3
1049	WARRANT	15
16	CHILD ABUSE	1
18	FELONY	8
19	MISDEMEANOR	10
21R	RESIDENTIAL BURGLARY	2
25	ARSON	2
30	GRAND THEFT	3
31	BATTERY	4
31D	DOMESTIC BATTERY	12
41P	ROBBERY (PERSON)	1
51	TRESSPASSING	3
57	DRUG CASE	25
65	RETAIL THEFT	36
Grand Total		128
**Misdemeanor arrests are mostly traffic offenses excluding DUI and other minor non-violent offenses. **		

S/98 or S/99 Case Number	Date Electronic Copy of Plan Sent to Strike	Date Plan Implemented	Date Plan Supplemented	Location of Problem	Signal	Description of Problem	Response Taken By The District	Assessment
08-132588	10/20/08	10/1/08	6/10/09	Village of Wellington	99	Traffic safety and traffic issues are ongoing concerns throughout the Village.	Traffic Safety Action Plan	District 8 conducted (816) traffic stops and issued (940) traffic citations in May. Traffic crashes continue to be down 7.5% in FY 09 vs. FY 08.
08-132594	10/20/08	10/1/08	6/10/09	Village of Wellington	99	Property crimes are an ongoing concern throughout the Village of Wellington.	Crime Prevention Action Plan	District 8 is continued to increase preventive patrol in areas where burglaries have been concentrated. Burglaries are up 29% in 2009 vs. 2008. However, burglaries have declined in transitional neighborhoods.
08-132595	10/20/08	10/1/08	6/10/09	Village of Wellington	99	District 8 seeks to prevent the influence of criminal street gangs in Wellington	Gang Prevention Action Plan	Gang prevention presentations were presented to homeowner associations meetings in June. No new gang field intelligence reports were submitted in June.
08-132593	10/20/08	10/1/08	5/18/09	Village of Wellington	99	District 8 seeks to prevent robberies and other violent crime in Wellington.	Crime Prevention Robbery	District 8 increased preventive patrols in areas where robberies have been concentrated. Two (2) robbery cases reported in June. One (1) robbery case was cleared by arrest.
08-138594	10/20/2008	10/1/2008	5/18/2009	Village of Wellington	99	District 8 has observed that crime patterns overlap areas where section 8 housing is concentrated.	Section 8 Housing Initiative	District 8's POP Deputy successfully continues to investigate section 8 housing fraud. Over ten (10) cases are currently under investigation with arrests anticipated in the near future.

**DISTRICT 8
WELLINGTON
JUNE 09 SCHEDULE**

DISTRICT 8		June 2009																																
DAYS		M	T	W	TH	F	S	S	M	T	W	TH	F	S	S	M	T	W	TH	F	S	S	M	T	W	TH	F	S	S	M	T			
1	DEPUTY 1	x	x	FML	FML	x	x	x	FMA	FML	x	x	FML	FML	FML	x	x		v	x	x	x	s	s	s	s	s	x	x	x	x			
2	DEPUTY 2	x	x	v	v	x	x	x	v	x	x	x	x	x	v	x					x	x				1st	1st	x	x	x	x			
3	DEPUTY 3	x	x			x	x	x			x	x				x	x			x	x	x				x	x			ACD	x	x		
4	DEPUTY 4	x	x			x	x	x			x	x				x	x			x	x	x				x	x			ACD	x	x		
5	DEPUTY 5	x	x		s	x	x	x			x	OT				x	x	x	x	x	x	x				T	T				x	x		
6	DEPUTY 6	x	x			x	x	x			OT	x				x	x			x	x	x				x	x				OT	x		
7	DEPUTY 7	x	x			x	x	x			x	x			v	x	x	v	v	x	x	x	v	v	x	x				x	x			
8	DEPUTY 8	x	x			x	x	x	v	v	x	x	v	v	v	x	x	v	v	x	x	x	v	v	x	x	v	v	v	x	x			
9	DEPUTY 9**Started 6/15**	x	x	x	x	x	x	x	x	x	x	x	x	x	x	x			x	x	x				x	x				x	x			
10	DEPUTY 10	x	x			x	x	x	v	v	x	x				x	x			x	x	x				x	x			OT	x	x		
11	DEPUTY 11	x	x			x	x	x			x	x				x	x			x	x	x				x	x				x	x		
1	DEPUTY 12			x	x				x	x	H	H	x	x	x	1st	1st	x	x					x	x			x	x	x	T			
2	DEPUTY 13			x	x				x	x			x	x	x	1st	1st	x	x					x	x			x	x	x	T			
3	DEPUTY 14 *TRAN TO POP*			x	x				x	x			x	x	x	x	x	x	x	x	x	x	x	x	x	x	x	x	x	x	x			
4	DEPUTY 14 *START 6/15*	x	x	x	x	x	x	x	x	x	x	x	x	x	x	x	x	x	x	x	x	x	x	x	x	x	x	x	OT	T				
5	DEPUTY 15			x	x				x	x			x	x	x					x	x				x	x			x	x	x			
6	DEPUTY 16			x	x			v	x	x	v	v	x	x	x					x	x				x	x			x	x	x			
7	DEPUTY 17			x	x	c		c	x	x		s	x	x	x					x	x				x	x	v	v	x	x	x	v	v	
8	DEPUTY 18			x	x				x	x			x	x	x					x	x				x	x			x	x	x			
9	DEPUTY 19			x	x		x		T	T	T	T	x	x	x					x	x				x	x			x	x	x	1st	1st	
10	DEPUTY 20	v		x	x				x	x			x	x	x					x	x				v	x	x	ACD	ACD	x	x	x		
10	TOTAL	8	9	8	7	8	8	7	6	6	6	5	7	7	6	7	8	8	7	10	9	8	8	8	8	7	7	8	8	6	4	8	21	

VARIANCE	2	3	2	1	2	2	1	0	0	0	1	1	1	0	1	2	2	1	4	3	2	2	2	2	1	1	2	2	0	4	2	15
Shift Minimum	6																															
1730 - 0500																																
1900 - 0630																																

DISTRICT 8		June 2009																														
SERGEANTS		M	T	W	TH	F	S	S	M	T	W	TH	F	S	S	M	T	W	TH	F	S	S	M	T	W	TH	F	S	S	M	T	
DAYS		1	2	3	4	5	6	7	8	9	10	11	12	13	14	15	16	17	18	19	20	21	22	23	24	25	26	27	28	29	30	
1	Sgt. 1	x	x		T	x	x	x			x	OT				x	x	x	x	x	x	x			1st	1st				x	x	
2	Sgt. 2	x	x			x	x	x			OT	x				OT	OT			x	x	x			x	x				x	x	
3	Sgt. 3			x	x				x	x	H	H	x	x	x	1st	1st	x	x					x	x			x	x	x		
NIGHTS		x	x	x	x	x	x	x	x	x	x	x	x	x	x	x	x	x	x	x	x	x	x	x	x	x	x	x	x	x	x	x
1	Sgt. 4	T				x	x	x	x	v	v	v	v	v	x	x	x	x	v	v	v	v	v	x	x	x	x				x	x
2	Sgt. 5 Street Team	T	v				OT	x	x	x						x	x				c	x	x	x	x	c				x	x	
3	Sgt. 6	x	x	x	x	v	v	v			x	x	x	x	v				x	x	x	x				v	x	x	x	x		v
TOTAL		1	2	4	2*	2	1	1	3	2	2	1	3	3	3	1	2	2	2	1	1	2	3	3	3	3	4	4	3	2	2	7
VARIANCE	0	1	3	2	1	0	0	2	1	1	0	2	2	2	0	1	1	1	0	0	1	2	2	2	2	3	3	2	1	1	6	
Shift Minimum	1																															
	*COVERED VIA OVERTIME																															

**DISTRICT 8
WELLINGTON
JUNE 09 SCHEDULE**

DISTRICT 8		June 2009																													
NIGHTS		M	T	W	TH	F	S	S	M	T	W	TH	F	S	S	M	T	W	TH	F	S	S	M	T	W	TH	F	S	S	M	T
		1	2	3	4	5	6	7	8	9	10	11	12	13	14	15	16	17	18	19	20	21	22	23	24	25	26	27	28	29	30
1	DEPUTY 21					X	X	X	X					X	X	X	X	T	T			X	X	X	X					X	X
2	DEPUTY 22					X	X	X	X				C	X	X	X	X					X	X	X	X				C	X	X
3	DEPUTY 23					X	X	X	X					X	X	X	X					X	X	X	X				C	X	X
4	DEPUTY 24					X	X	X	X					X	X	X	X				S	X	X	X	X					X	X
5	DEPUTY 25		V			X	X	X	X					X	X	X	X					X	X	X	X					X	X
6	DEPUTY 26		S	S	S	X	X	X	X	V	V	V	V	X	X	X	X	H	H	H	H	X	X	X	X					X	X
7	DEPUTY 27	V				X	X	X	X					X	X	X	X					X	X	X	X					X	X
8	DEPUTY 28					X	X	X	X					X	X	X	X					X	X	X	X				ACD	X	X
9	DEPUTY 29			C		X	X	X	X					X	X	X	X					X	X	X	X					X	X
1	DEPUTY 30	X	X	X	X					X	X	X	X					X	X	X	X					X	X	X	X		
2	DEPUTY 31	X	X	X	X			S	S	X	X	X	X					X	X	X	X			S		X	X	X	X		
3	DEPUTY 34	X	X	X	X				C	X	X	X	X			H	V	X	X	X	X					X	X	X	X	V	V
4	DEPUTY 35	X	X	X	X					X	X	X	X					X	X	X	X					X	X	X	X		
5	DEPUTY 36	X	X	X	X					X	X	X	X					X	X	X	X					X	X	X	X		
6	DEPUTY 37	X	X	X	X	V		V		X	X	X	X					X	X	X	X					X	X	X	X		
7	DEPUTY 38	FML	FML	X	X	FML	FML	FML		X	FML	FML	X	X	X	X	FML	FML	X	X	X	FML	FML	FML	FML	X	X	X	X	ALT	ALT
8	DEPUTY 39	X	X	X	X					X	X	X	X			S	S	X	X	X	X					X	X	X	X	T	S
9	DEPUTY 40	X	X	X	X					X	X	X	X					X	X	X	X	V				X	X	X	X		
TOTAL																															
VARIANCE		6	6	6	6	6	6	6	6	6	6	6	6	6	6	6	6	6	6	6	6	6	6	6	6	6	6	6	6	6	6
Shift Minimum		6																													
0600 - 1730																										0630 - 1800					
0700 - 1830																										0430 - 1600					

DISTRICT 8		Jun-09																														
POP		M	T	W	TH	F	S	S	M	T	W	TH	F	S	S	M	T	W	TH	F	S	S	M	T	W	TH	F	S	S	M	T	
		1	2	3	4	5	6	7	8	9	10	11	12	13	14	15	16	17	18	19	20	21	22	23	24	25	26	27	28	29	30	
1	POP 1	T		V		X	X	X	V				X	X	X			V	C	X	X	X					X	X	X		V	
2	POP 2	X				X	X						X	X	X	X					X	X	X				X	X	X		V	
3	POP 3	T				X	X	X	C				X	X	X				C	X	X	X				X	X	X				
4	POP 4	T				X	X	X	X				X	X	X			C	V	V	X	X	X	X	V	V	V	V	X	X	X	V
5	POP 5	T			C	X	X	X					X	X	X		V	V	V	X	X	X	V	V	V	V	X	X	X	V	V	
6	POP 6					X	X	X					X	X	X					X	X	X				X	X	X				
TOTAL		1	6	5	5	1			3	6	6	6	1			5	5	3	2	1	0	0	3	4	4	4	1	0	0	3	2	

**DISTRICT 8
WELLINGTON
JUNE 09 SCHEDULE**

DISTRICT 8		Jun-09																															
DETECTIVES		M	T	W	TH	F	S	S	M	T	W	TH	F	S	S	M	T	W	TH	F	S	S	M	T	W	TH	F	S	S	M	T		
1	DETECTIVE TDY	T					X	X					H	X	X						X	X							X	X			
2	DETECTIVE 1						X	X						X	X						X	X							X	X			
3	DETECTIVE 2						X	X	T	T	T	T	T	X	X						X	X							X	X			
TOTAL		X	X	X	X	X	X	X	X	X	X	X	X	X	X	X	X	X	X	X	X	X	X	X	X	X	X	X	X	X	X	X	X
TOTAL		2	3	3	3	3			2	2	2	2	1			3	3	3	3	3			3	3	3	3	3			3	3	3	

DISTRICT 8		Jun-09																																
MOTOR UNIT		M	T	W	TH	F	S	S	M	T	W	TH	F	S	S	M	T	W	TH	F	S	S	M	T	W	TH	F	S	S	M	T			
1	MTR-28	X	T				X	X	X					X	X	X	X				X	X	X					X	X	X				
2	MTR-29		T			X	X	X					X	X	X					X	X	X					1ST	1ST	X	X	X			
3	TRAFFIC CAR *Trans 6/15*	V	V	V	V	V	X	X	V	V	V	V	V	EOA	N/A	X	X	X	X	X	X	X	X	X	X	X	X	X	X	X	X	X		
TOTAL		1		2	2	1			1	2	2	2	1			1	2	2	2	1			1	2			1			1	2	3		

DISTRICT 8		Jun-09																															
Street Team		M	T	W	TH	F	S	S	M	T	W	TH	F	S	S	M	T	W	TH	F	S	S	M	T	W	TH	F	S	S	M	T		
1	ST86	X					X	X	X	X		C	V		X	X					X	X	X	X				V	V	X	X		
2	ST85	X					X	X	X	X					X	X					X	X	X	X					C	X	X		
3	ST84	X					X	X	X	X					X	X					X	X	X	X				V	V	X	X		
4	ST86	X					X	X	X	X					X	X					X	X	X	X						X	X		
TOTAL		0	4	4	4	4	0	0	0	0	4	3	3	4	0	0	4	4	4	4	4	0	0	0	0	4	4	2	1	0	0	4	

V = Vacation H = Holiday F = Family Medical Leave HC = Holiday Compensation Time C = Compensation Day ST= Street Team ML = Military Leave
T = Training Day LD = Light Duty S = Sick Day TDY = Temporary Duty Assignment B = Bereavment TC= Traffic Car

District 8 is fully staffed and has no vacancies.



Citizen Complaints / Disciplinary Actions

There were no complaints or sustained disciplinary actions during this June.

Staff Inspections

PBSO is preparing for a reaccreditation assessment in August.

Law Enforcement Forfeiture Activity

LETF funds returned to the Village in June 09: \$0.00

Domestic Violence "No Files"

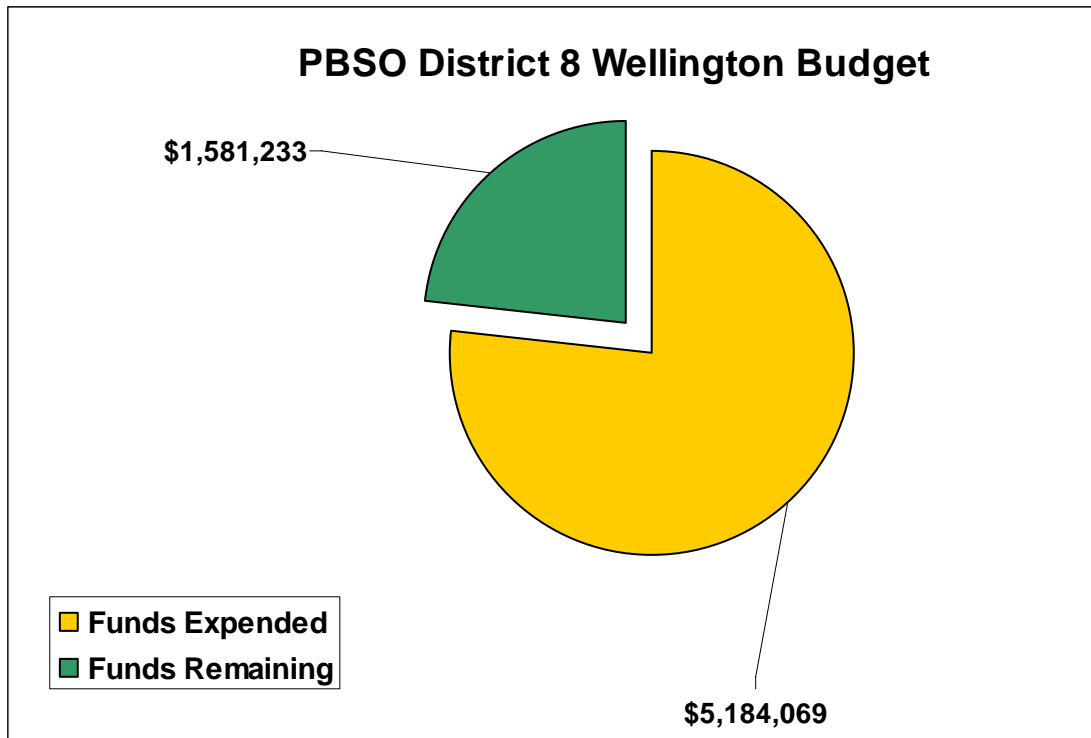
No domestic violence cases were "no filed" in June.

Overtime Usage

District 8 spent \$23,331.34 in June. Overtime was paid for work performed from 4/20/09 - 5/17/09. District 8 is making efforts to minimize overtime use. Overtime has been eliminated except for unavoidable circumstances.

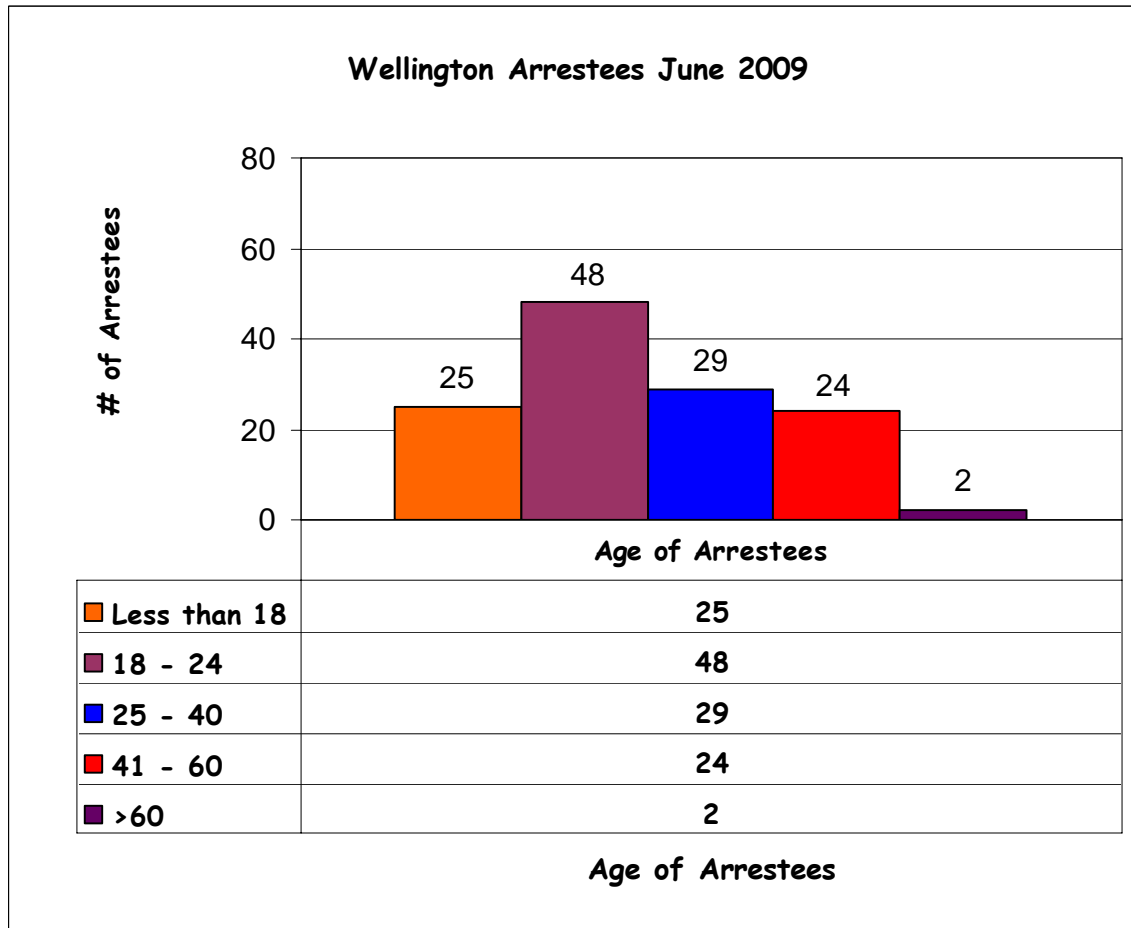


Budget



The above chart displays the budget to actual expenditures for PBSO section 4250 District 8 Wellington for FY 09. The total section budget for FY 09 is \$6,765,302. District 8 has expended 77% of its budget in FY 09. District 8 expenditures have exceeded budget by 2.0%. Since fuel costs are significantly lower than budgeted, District 8 should have sufficient funds to finish the year. However, District 8 will employ strict budgetary controls to ensure sufficient funds are available to complete the fiscal year.

Two (2) major cost items that are not recorded in the District budget are the costs associated with school crossing guards and vehicle maintenance/repairs. The District Commander, Capt. Richter, has limited discretion to transfer funds within the budget.



The above chart describes the age of the persons arrested in District 8 Wellington during June, 2009. The most common arrestee was age nineteen (19). The youngest arrestee was eight (8), and the oldest arrestee was seventy-nine (79). The age dispersion of arrestees in Wellington continues to be concentrated in the younger population. 57% of arrestees were twenty-four (24) years old or younger. In general, criminal behavior continues to be more common in the younger population.

The most common arrest in June was for retail theft with (36) arrests made. Two (2) burglary arrests and one (1) robbery arrest was made in June.

APPENDIX

Palm Beach County Sheriff's Office
Report of General Ledger Balances - Fiscal Year 2009, Fiscal Month 9

Acct #	GL Title	Budget	Current Exp.	Year to Date	Last Y-T-D	Encumbrance	Avail. Bal.
Fund: 01001 - Section: (4250) District 8 - Wellington							
5201200	Budget - Regular Salaries	\$0.00	\$0.00	\$0.00	\$0.00	\$0.00	\$0.00
5201210	Regular Risk Salaries	\$229,088.00	\$22,790.00	\$190,559.15	\$162,269.74	\$0.00	\$38,528.85
5201220	Special Risk Salaries	\$3,666,390.00	\$315,283.31	\$2,731,767.85	\$2,393,662.76	\$0.00	\$934,622.15
Totals for 52012xx		\$3,895,478.00	\$338,073.31	\$2,922,327.00	\$2,555,932.50	\$0.00	\$973,151.00
5201310	Other Salaries	\$0.00	\$0.00	\$0.00	\$0.00	\$0.00	\$0.00
Totals for 52013xx		\$0.00	\$0.00	\$0.00	\$0.00	\$0.00	\$0.00
5201410	Overtime - Regular	\$249,395.00	\$23,331.34	\$264,502.22	\$265,378.04	\$0.00	(\$15,107.22)
5201420	Overtime Extra - Duty	\$0.00	\$0.00	\$0.00	\$0.00	\$0.00	\$0.00
5201430	Overtime Pay - Holiday	\$0.00	\$0.00	\$0.00	\$0.00	\$0.00	\$0.00
5201440	Overtime - Hospital Guard	\$0.00	\$0.00	\$0.00	\$0.00	\$0.00	\$0.00
Totals for 52014xx		\$249,395.00	\$23,331.34	\$264,502.22	\$265,378.04	\$0.00	(\$15,107.22)
5201510	Education Incentive	\$46,363.00	\$4,375.00	\$38,042.57	\$33,510.62	\$0.00	\$8,320.43
5201520	Longevity	\$126,384.00	\$0.00	\$9,300.05	\$15,135.79	\$0.00	\$117,083.95
5201525	Salary Additive	\$0.00	\$0.00	\$0.00	\$0.00	\$0.00	\$0.00
5201540	Separating Leave Pay	\$0.00	\$0.00	\$496.19	\$61,086.08	\$0.00	(\$496.19)
5201550	Pay Differential	\$21,794.00	\$1,725.00	\$13,484.00	\$13,543.75	\$0.00	\$8,310.00
5201560	Holiday Pay	\$69,038.00	\$0.00	\$104,363.49	\$79,759.30	\$0.00	(\$35,325.49)
Totals for 52015xx		\$263,579.00	\$6,100.00	\$165,686.30	\$203,035.54	\$0.00	\$97,892.70
5202110	FICA Taxes	\$330,326.00	\$29,456.10	\$256,274.51	\$231,438.86	\$0.00	\$74,051.49
Totals for 52021xx		\$330,326.00	\$29,456.10	\$256,274.51	\$231,438.86	\$0.00	\$74,051.49
5202210	Regular Risk Retirement	\$24,627.00	\$3,722.16	\$31,837.27	\$35,207.10	\$0.00	(\$7,210.27)
5202220	Special Risk Retirement	\$850,545.00	\$74,570.38	\$682,859.38	\$591,522.93	\$0.00	\$167,685.62
Totals for 52022xx		\$875,172.00	\$78,292.54	\$714,696.65	\$626,730.03	\$0.00	\$160,475.35
5202310	Health Insurance	\$757,997.00	\$70,281.49	\$616,932.41	\$519,334.75	\$0.00	\$141,064.59
5202311	Dental Insurance	\$25,088.00	\$2,273.87	\$20,149.37	\$18,077.76	\$0.00	\$4,938.63
5202312	Vision Insurance	\$2,591.00	\$237.44	\$2,136.04	\$1,988.31	\$0.00	\$454.96
5202320	Life Insurance	\$7,998.00	\$675.54	\$6,004.89	\$5,484.64	\$0.00	\$1,993.11
5202330	Long Term Disability Insurance	\$12,276.00	\$1,169.75	\$10,284.79	\$7,816.31	\$0.00	\$1,991.21
Totals for 52023xx		\$805,950.00	\$74,638.09	\$655,507.50	\$552,701.77	\$0.00	\$150,442.50
10-Salaries		\$6,419,900.00	\$549,891.38	\$4,978,994.18	\$4,435,216.74	\$0.00	\$1,440,905.82
5203310	Court Reporting	\$63.00	\$0.00	\$0.00	\$0.00	\$0.00	\$63.00
Totals for 52033xx		\$63.00	\$0.00	\$0.00	\$0.00	\$0.00	\$63.00
5203420	Security Services	\$0.00	\$0.00	\$0.00	\$0.00	\$0.00	\$0.00
5203450	Computer Software Services	\$0.00	\$0.00	\$0.00	\$0.00	\$0.00	\$0.00
5203499	Contract Services - Other	\$620.00	\$19.08	\$130.40	\$57.44	\$56.28	\$433.32
Totals for 52034xx		\$620.00	\$19.08	\$130.40	\$57.44	\$56.28	\$433.32

General Ledger Balances Report

5203510	Investigative Expenditures	\$0.00	\$0.00	\$0.00	\$37.50	\$0.00	\$0.00
Totals for 52035xx		\$0.00	\$0.00	\$0.00	\$37.50	\$0.00	\$0.00
5204013	Travel - Training/Conference/Seminars	\$6,928.00	\$0.00	\$1,061.00	\$1,723.76	\$0.00	\$5,867.00
5204014	Travel - Training Pef	\$0.00	\$0.00	\$0.00	\$0.00	\$0.00	\$0.00
5204016	Travel - Non-Training/Non-Conference	\$25.00	\$0.00	\$4.30	\$0.00	\$0.00	\$20.70
Totals for 52040xx		\$6,953.00	\$0.00	\$1,065.30	\$1,723.76	\$0.00	\$5,887.70
5204111	Telephone Toll Charges	\$0.00	\$0.00	\$0.00	\$0.00	\$0.00	\$0.00
5204112	Communication/Data Lines	\$13,200.00	\$1,091.75	\$7,642.25	\$7,648.25	\$5,458.75	\$99.00
5204113	Cellular Phone Service	\$2,005.00	\$166.34	\$1,319.86	\$1,297.93	\$680.14	\$5.00
5204120	Freight - Non Inventory Item	\$0.00	\$0.00	\$18.43	\$17.84	\$0.00	(\$18.43)
5204130	Postage	\$0.00	\$0.00	\$0.00	\$8.50	\$0.00	\$0.00
Totals for 52041xx		\$15,205.00	\$1,258.09	\$8,980.54	\$8,972.52	\$6,138.89	\$85.57
5204411	Lease or Rent -- Equipment	\$3,500.00	\$542.48	\$2,537.77	\$2,562.82	\$962.23	\$0.00
Totals for 52044xx		\$3,500.00	\$542.48	\$2,537.77	\$2,562.82	\$962.23	\$0.00
5204611	R & M - Fleet	\$0.00	\$0.00	\$0.00	\$0.00	\$0.00	\$0.00
5204613	R & M - Contracted Fleet services	\$0.00	\$0.00	\$0.00	\$0.00	\$0.00	\$0.00
5204631	R & M - Building & Grounds	\$157.00	\$0.00	\$0.00	\$0.00	\$0.00	\$157.00
5204651	R & M - Furn, Equip & Mach	\$2,914.00	\$842.82	\$3,006.02	\$3,244.83	\$1,606.18	(\$1,698.20)
5204655	R & M - Computer Hardware	\$0.00	\$0.00	\$0.00	\$0.00	\$0.00	\$0.00
5204656	R & M - Computer Software	\$0.00	\$0.00	\$0.00	\$0.00	\$0.00	\$0.00
5204665	R & M - Communications Equip	\$0.00	\$0.00	\$0.00	\$0.00	\$0.00	\$0.00
Totals for 52046xx		\$3,071.00	\$842.82	\$3,006.02	\$3,244.83	\$1,606.18	(\$1,541.20)
5204710	Printing and Binding Services	\$5,169.00	\$234.50	\$2,546.71	\$1,735.96	\$70.00	\$2,552.29
Totals for 52047xx		\$5,169.00	\$234.50	\$2,546.71	\$1,735.96	\$70.00	\$2,552.29
5204931	Parking & Travel Reimbursement	\$0.00	\$0.00	\$0.00	\$0.00	\$0.00	\$0.00
5204949	Other Costs and Charges	\$528.00	\$0.00	\$0.00	\$0.00	\$0.00	\$528.00
Totals for 52049xx		\$528.00	\$0.00	\$0.00	\$0.00	\$0.00	\$528.00
5205100	Budget - Office Supplies	\$0.00	\$0.00	\$0.00	\$0.00	\$0.00	\$0.00
5205110	Do not use - For GL upload only	\$0.00	\$0.00	\$0.00	\$0.00	\$0.00	\$0.00
5205119	Other Office Supplies	\$10,752.00	\$886.74	\$5,167.88	\$3,379.69	\$75.12	\$5,509.00
5205140	Maps & Charts	\$1,048.00	\$0.00	\$0.00	\$0.00	\$0.00	\$1,048.00
Totals for 52051xx		\$11,800.00	\$886.74	\$5,167.88	\$3,379.69	\$75.12	\$6,557.00
5205211	Gas & Diesel Fuel - Auto	\$234,030.00	\$16,413.66	\$129,432.86	\$209,954.12	\$0.00	\$104,597.14
5205213	Fuel Aircraft	\$0.00	\$0.00	\$0.00	\$0.00	\$0.00	\$0.00
5205214	Oil	\$0.00	\$0.00	\$16.47	\$0.00	\$0.00	(\$16.47)
5205220	Food & Beverages	\$390.00	\$20.00	\$973.96	\$959.80	\$0.00	(\$583.96)
5205231	Supplies - Medical and Safety	\$1,176.00	\$24.36	\$921.20	\$299.00	\$0.00	\$254.80
5205249	Supplies - Food Service	\$0.00	\$0.00	\$1.35	\$0.00	\$0.00	(\$1.35)
5205251	Supplies - Janitorial	\$121.00	\$179.00	\$286.40	\$97.30	\$0.00	(\$165.40)
5205253	Supplies - Chemicals	\$0.00	\$0.00	\$0.00	\$0.00	\$0.00	\$0.00
5205255	Supplies - Ammunition	\$0.00	\$0.00	\$0.00	\$0.00	\$0.00	\$0.00
5205256	Supplies - Photographic	\$6,123.00	\$28.43	\$3,641.25	\$1,774.70	\$0.00	\$2,481.75

General Ledger Balances Report

5205257	Supplies - Fingerprinting	\$1,373.00	\$0.00	\$207.00	\$146.34	\$0.00	\$1,166.00
5205258	Supplies - Laboratory	\$1,973.00	\$0.00	\$320.22	\$708.60	\$0.00	\$1,652.78
5205259	Supplies - Other	\$10,344.00	\$801.06	\$2,185.23	\$3,439.76	\$40.25	\$8,118.52
5205261	Uniform & Accessories	\$12,501.00	\$3,237.38	\$16,436.10	\$9,767.71	\$410.13	(\$4,345.23)
5205281	Other Equipment & Tools Under \$1000	\$2,500.00	\$1,131.59	\$6,098.43	\$2,800.82	\$1,640.80	(\$5,239.23)
5205282	Furniture Under \$1000	\$3,000.00	\$0.00	\$425.88	\$1,025.01	\$2,795.97	(\$221.85)
5205283	Employee Activities	\$102.00	\$0.00	\$0.00	\$40.00	\$0.00	\$102.00
5205285	Telephone Equipment & Instruments	\$0.00	\$0.00	\$0.00	\$0.00	\$0.00	\$0.00
5205287	Computer Tools and Equipment Under \$1000	\$0.00	\$0.00	\$0.00	\$0.00	\$0.00	\$0.00
5205288	Radio/Elect Equipment and Tools Under \$1	\$0.00	\$0.00	\$0.00	\$0.00	\$0.00	\$0.00
Totals for 52052xx		\$273,633.00	\$21,835.48	\$160,946.35	\$231,013.16	\$4,887.15	\$107,799.50
5205410	Book Pub & Subscriptions	\$1,236.00	\$0.00	\$779.35	\$751.46	\$0.00	\$456.65
5205420	Membership & Dues	\$527.00	\$0.00	\$480.00	\$506.00	\$0.00	\$47.00
5205431	Training/Conference/Seminar - Registrati	\$1,747.00	\$149.00	\$819.00	\$2,044.00	\$0.00	\$928.00
5205432	PEF Training Fees	\$0.00	\$0.00	\$0.00	\$0.00	\$0.00	\$0.00
5205433	Tuition Reimbursement	\$0.00	\$0.00	\$0.00	\$0.00	\$0.00	\$0.00
Totals for 52054xx		\$3,510.00	\$149.00	\$2,078.35	\$3,301.46	\$0.00	\$1,431.65
5205910	Depreciation	\$0.00	\$0.00	\$0.00	\$0.00	\$0.00	\$0.00
Totals for 52059xx		\$0.00	\$0.00	\$0.00	\$0.00	\$0.00	\$0.00
30-Operating		\$324,052.00	\$25,768.19	\$186,459.32	\$256,029.14	\$13,795.85	\$123,796.83
5206400	Budget - Machinery & Equip	\$0.00	\$0.00	\$0.00	\$0.00	\$0.00	\$0.00
5206425	Audio, Visual and Reproduction Equipment	\$0.00	\$0.00	\$0.00	\$0.00	\$0.00	\$0.00
5206436	Cap Outlay - Data Comm & Comp	\$0.00	\$0.00	\$0.00	\$0.00	\$0.00	\$0.00
5206445	Cap Outlay - Vehicles & Acess	\$0.00	\$0.00	\$0.00	\$0.00	\$0.00	\$0.00
5206456	Cap Outlay - Public Safety Equip	\$21,350.00	\$0.00	\$4,820.00	\$0.00	\$0.00	\$16,530.00
Totals for 52064xx		\$21,350.00	\$0.00	\$4,820.00	\$0.00	\$0.00	\$16,530.00
5206545	Exp - Cap Outlay - Vehicles & Acess	\$0.00	\$0.00	\$0.00	\$0.00	\$0.00	\$0.00
5206556	Exp - Cap Outlay -Public Safety Equ	\$0.00	\$0.00	\$0.00	\$0.00	\$0.00	\$0.00
Totals for 52065xx		\$0.00	\$0.00	\$0.00	\$0.00	\$0.00	\$0.00
60-Capital Outlay		\$21,350.00	\$0.00	\$4,820.00	\$0.00	\$0.00	\$16,530.00
Section Totals: District 8 - Wellington		\$6,765,302.00	\$575,659.57	\$5,170,273.50	\$4,691,245.88	\$13,795.85	\$1,581,232.65
Grand Total:		\$6,765,302.00	\$575,659.57	\$5,170,273.50	\$4,691,245.88	\$13,795.85	\$1,581,232.65